

**Survey of Entering Student Engagement - Yuba College (2015 Administration)**

**2015 Benchmark Scores Report - Main Survey**

Comparison Group: Hispanic Student Success in the 2015 Cohort\*

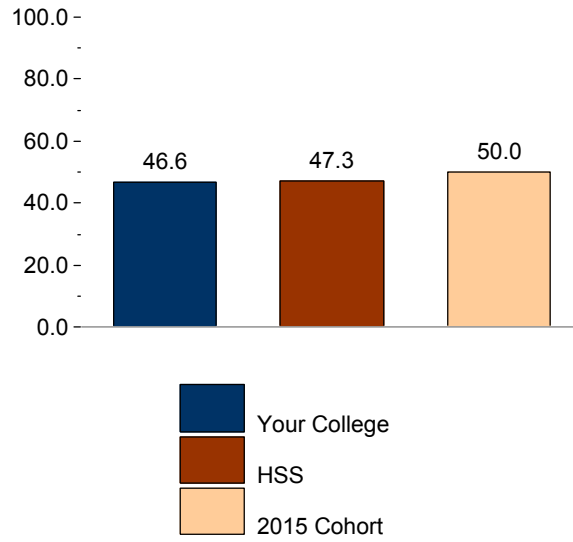
Entering Students Only

[Weighted]

| Benchmark                            | Your College | HSS   |            | 2015 Cohort |            |
|--------------------------------------|--------------|-------|------------|-------------|------------|
|                                      | Score        | Score | Difference | Score       | Difference |
| Early Connections                    | 46.6         | 47.3  | -0.7       | 50.0        | -3.4       |
| High Expectations and Aspirations    | 47.8         | 51.0  | -3.2       | 50.0        | -2.2       |
| Clear Academic Plan and Pathway      | 49.8         | 49.7  | 0.1        | 50.0        | -0.2       |
| Effective Track to College Readiness | 51.9         | 51.7  | 0.2        | 50.0        | 1.9        |
| Engaged Learning                     | 42.4         | 49.6  | -7.2       | 50.0        | -7.6       |
| Academic and Social Support Network  | 43.9         | 48.0  | -4.1       | 50.0        | -6.1       |

\* The comparison group and cohort columns on this page INCLUDE your college.

**Survey of Entering Student Engagement**  
**Yuba College (2015 Administration)**  
**2015 Benchmark Bar Chart - Main Survey**  
Comparison Group: Hispanic Student Success in the 2015 Cohort\*  
Entering Students Only  
[Weighted]  
Early Connections (EARLYCON)



\* The comparison group and cohort bars on this page INCLUDE your college.

07DEC15

**Survey of Entering Student Engagement - Yuba College (2015 Administration)**

**2015 Benchmark Means Report - Main Survey**

Comparison Group: Hispanic Student Success in the 2015 Cohort\*

Entering Students Only

[Weighted]

Early Connections (EARLYCON)

|  |          | Your College | HSS  |               | 2015 Cohort |               |
|--|----------|--------------|------|---------------|-------------|---------------|
| Item   | Variable | Mean         | Mean | Effect Size** | Mean        | Effect Size** |
| Item 18: Think about your experiences from the time of your decision to attend this college through the end of the first three weeks of your first semester/quarter. |          |              |      |               |             |               |
| 1 = Strongly disagree, 2 = Disagree, 3 = Neutral, 4 = Agree, 5 = Strongly agree  |          |              |      |               |             |               |
| 18a. The very first time I came to this college I felt welcome [EARLYCON]  | WELCOME  | 3.70         | 3.99 | -0.36**       | 4.02        | -0.41**       |
| 18i. The college provided me with adequate information about financial assistance (scholarships, grants, loans, etc.) [EARLYCON]                                     | FAINFO   | 3.41         | 3.33 |               | 3.47        |               |
| 18j. A college staff member helped me determine whether I qualified for financial assistance [EARLYCON]  | QUALFA   | 3.28         | 2.95 | 0.28**        | 3.06        |               |
| 18p. At least one college staff member (other than an instructor) learned my name [EARLYCON]   | CSTAFNAM | 3.25         | 3.18 |               | 3.29        |               |
| One or more items in this benchmark are not suited to means calculations. Please see the Frequency Distribution that follows for these items.                        |          |              |      |               |             |               |

\* The comparison group and cohort columns on this page EXCLUDE your college.

\*\* T-test: 2-tailed

If a row contains less than 50 respondents, interpret the comparison results cautiously.

**Survey of Entering Student Engagement - Yuba College (2015 Administration)**

**2015 Benchmark Frequency Distributions - Main Survey**

Comparison Group: Hispanic Student Success in the 2015 Cohort\*

Entering Students Only

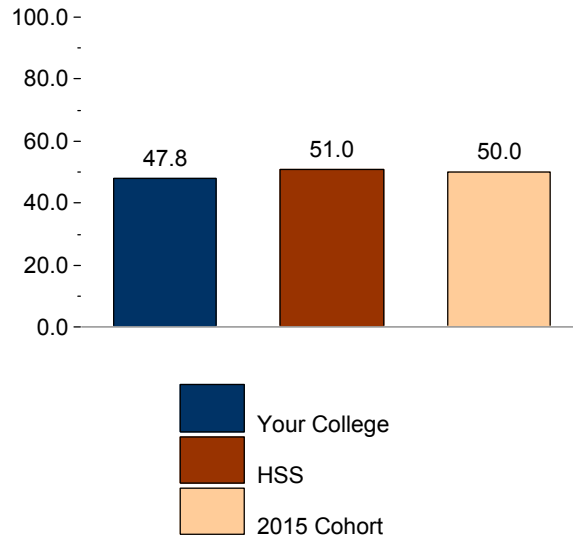
[Weighted]

Early Connections (EARLYCON)

| Item  | Variable | Responses         | Your College |              | HSS           |              | 2015 Cohort   |              |
|---|----------|-------------------|--------------|--------------|---------------|--------------|---------------|--------------|
|   |          |                   | Count        | Percent      | Count         | Percent      | Count         | Percent      |
| <b>Item 18: Think about your experiences from the time of your decision to attend this college through the end of the first three weeks of your first semester/quarter.</b> |          |                   |              |              |               |              |               |              |
| 18a. The very first time I came to this college I felt welcome [EARLYCON]   | WELCOME  | Strongly disagree | 7            | 2.5          | 88            | 0.7          | 704           | 0.7          |
|   |          | Disagree          | 15           | 5.9          | 265           | 2.1          | 1,823         | 1.9          |
|   |          | Neutral           | 74           | 28.8         | 3,028         | 24.3         | 21,216        | 22.1         |
|   |          | Agree             | 115          | 44.5         | 5,423         | 43.4         | 43,410        | 45.3         |
|   |          | Strongly agree    | 47           | 18.2         | 3,680         | 29.5         | 28,736        | 30.0         |
|   |          | <b>Total</b>      | <b>258</b>   | <b>100.0</b> | <b>12,485</b> | <b>100.0</b> | <b>95,889</b> | <b>100.0</b> |
| 18i. The college provided me with adequate information about financial assistance (scholarships, grants, loans, etc.) [EARLYCON]  | FAINFO   | Strongly disagree | 18           | 7.0          | 1,003         | 8.1          | 6,096         | 6.4          |
|   |          | Disagree          | 43           | 16.7         | 2,101         | 16.9         | 13,331        | 13.9         |
|   |          | Neutral           | 62           | 24.0         | 3,335         | 26.8         | 24,953        | 26.1         |
|   |          | Agree             | 85           | 33.1         | 3,848         | 30.9         | 32,403        | 33.9         |
|   |          | Strongly agree    | 50           | 19.2         | 2,173         | 17.4         | 18,929        | 19.8         |
|   |          | <b>Total</b>      | <b>258</b>   | <b>100.0</b> | <b>12,461</b> | <b>100.0</b> | <b>95,712</b> | <b>100.0</b> |
| 18j. A college staff member helped me determine whether I qualified for financial assistance [EARLYCON]   | QUALFA   | Strongly disagree | 20           | 7.8          | 1,518         | 12.2         | 10,128        | 10.6         |
|   |          | Disagree          | 56           | 21.6         | 3,553         | 28.6         | 24,271        | 25.4         |
|   |          | Neutral           | 59           | 22.8         | 3,078         | 24.8         | 25,230        | 26.4         |
|   |          | Agree             | 79           | 30.8         | 2,637         | 21.2         | 21,902        | 22.9         |
|   |          | Strongly agree    | 44           | 16.9         | 1,647         | 13.2         | 13,968        | 14.6         |
|   |          | <b>Total</b>      | <b>257</b>   | <b>100.0</b> | <b>12,433</b> | <b>100.0</b> | <b>95,498</b> | <b>100.0</b> |
| 18p. At least one college staff member (other than an instructor) learned my name [EARLYCON]  | CSTAFNAM | Strongly disagree | 29           | 11.2         | 1,716         | 13.8         | 11,819        | 12.4         |
|   |          | Disagree          | 49           | 19.0         | 2,759         | 22.2         | 19,465        | 20.4         |
|   |          | Neutral           | 54           | 20.9         | 2,282         | 18.3         | 16,955        | 17.7         |
|   |          | Agree             | 82           | 31.7         | 2,912         | 23.4         | 24,230        | 25.3         |
|   |          | Strongly agree    | 45           | 17.3         | 2,772         | 22.3         | 23,121        | 24.2         |
|   |          | <b>Total</b>      | <b>258</b>   | <b>100.0</b> | <b>12,440</b> | <b>100.0</b> | <b>95,592</b> | <b>100.0</b> |
| <b>Item 23</b>  |          |                   |              |              |               |              |               |              |
| 23. Was a specific person assigned to you so you could see him/her each time you needed information or assistance?  | ASNPERS  | Yes               | 52           | 20.6         | 3,336         | 27.6         | 28,656        | 30.9         |
|   |          | No                | 199          | 79.4         | 8,736         | 72.4         | 64,197        | 69.1         |
|   |          | <b>Total</b>      | <b>250</b>   | <b>100.0</b> | <b>12,072</b> | <b>100.0</b> | <b>92,853</b> | <b>100.0</b> |

\* The comparison group and cohort columns on this page EXCLUDE your college.

**Survey of Entering Student Engagement**  
**Yuba College (2015 Administration)**  
**2015 Benchmark Bar Chart - Main Survey**  
Comparison Group: Hispanic Student Success in the 2015 Cohort\*  
Entering Students Only  
[Weighted]  
High Expectations and Aspirations (HIEXPECT)



\* The comparison group and cohort bars on this page INCLUDE your college.

07DEC15

**Survey of Entering Student Engagement - Yuba College (2015 Administration)**

**2015 Benchmark Means Report - Main Survey**

Comparison Group: Hispanic Student Success in the 2015 Cohort\*

Entering Students Only

[Weighted]

High Expectations and Aspirations (HIEEXPECT)

|  |          | Your College | HSS  |               | 2015 Cohort |               |
|--|----------|--------------|------|---------------|-------------|---------------|
| Item   | Variable | Mean         | Mean | Effect Size** | Mean        | Effect Size** |
| Item 18: Think about your experiences from the time of your decision to attend this college through the end of the first three weeks of your first semester/quarter. |          |              |      |               |             |               |
| 1 = Strongly disagree, 2 = Disagree, 3 = Neutral, 4 = Agree, 5 = Strongly agree  |          |              |      |               |             |               |
| 18b. The instructors at this college want me to succeed [HIEEXPECT]  | WNTSCCD  | 4.02         | 4.29 | -0.40**       | 4.29        | -0.39**       |
| 18t. I have the motivation to do what it takes to succeed in college [HIEEXPECT]   | ITTAKES  | 4.33         | 4.41 |               | 4.40        |               |
| 18u. I am prepared academically to succeed in college [HIEEXPECT]  | ACPRPRD  | 4.31         | 4.29 |               | 4.28        |               |
| Item 19: During the first three weeks of your first semester/quarter at this college, about how often did you do the following?                                      |          |              |      |               |             |               |
| 1 = Never, 2 = Once, 3 = Two or three times, 4 = Four or more times  |          |              |      |               |             |               |
| 19c. Turn in an assignment late [HIEEXPECT]  | LATETURN | 1.35         | 1.44 |               | 1.45        |               |
| 19d. Not turn in an assignment [HIEEXPECT]   | NOTTURN  | 1.49         | 1.39 |               | 1.39        |               |
| 19f. Come to class without completing readings or assignments [HIEEXPECT]  | NOTCOMPL | 1.62         | 1.57 |               | 1.61        |               |
| 19s. Skip class [HIEEXPECT]  | SKIPCL   | 1.32         | 1.29 |               | 1.34        |               |

\* The comparison group and cohort columns on this page EXCLUDE your college.

\*\* T-test: 2-tailed

If a row contains less than 50 respondents, interpret the comparison results cautiously.

**Survey of Entering Student Engagement - Yuba College (2015 Administration)**

**2015 Benchmark Frequency Distributions - Main Survey**

Comparison Group: Hispanic Student Success in the 2015 Cohort\*

Entering Students Only

[Weighted]

High Expectations and Aspirations (HIEEXPECT)

| Item  | Variable | Responses          | Your College |              | HSS           |              | 2015 Cohort   |              |
|---|----------|--------------------|--------------|--------------|---------------|--------------|---------------|--------------|
|   |          |                    | Count        | Percent      | Count         | Percent      | Count         | Percent      |
| <b>Item 18: Think about your experiences from the time of your decision to attend this college through the end of the first three weeks of your first semester/quarter.</b> |          |                    |              |              |               |              |               |              |
| 18b. The instructors at this college want me to succeed [HIEEXPECT]   | WNTSCCD  | Strongly disagree  | 2            | 0.9          | 18            | 0.1          | 187           | 0.2          |
|   |          | Disagree           | 1            | 0.2          | 59            | 0.5          | 619           | 0.6          |
|   |          | Neutral            | 60           | 23.5         | 1,424         | 11.5         | 10,794        | 11.3         |
|   |          | Agree              | 120          | 46.7         | 5,703         | 45.9         | 43,873        | 46.0         |
|   |          | Strongly agree     | 74           | 28.7         | 5,218         | 42.0         | 39,888        | 41.8         |
|   |          | <b>Total</b>       | <b>257</b>   | <b>100.0</b> | <b>12,422</b> | <b>100.0</b> | <b>95,360</b> | <b>100.0</b> |
| 18t. I have the motivation to do what it takes to succeed in college [HIEEXPECT]  | ITTAKES  | Strongly disagree  | 0            | N/A          | 71            | 0.6          | 456           | 0.5          |
|   |          | Disagree           | 3            | 1.3          | 154           | 1.2          | 1,222         | 1.3          |
|   |          | Neutral            | 27           | 10.7         | 1,171         | 9.4          | 9,006         | 9.4          |
|   |          | Agree              | 106          | 41.6         | 4,199         | 33.8         | 34,224        | 35.8         |
|   |          | Strongly agree     | 119          | 46.5         | 6,818         | 54.9         | 50,568        | 53.0         |
|   |          | <b>Total</b>       | <b>255</b>   | <b>100.0</b> | <b>12,413</b> | <b>100.0</b> | <b>95,476</b> | <b>100.0</b> |
| 18u. I am prepared academically to succeed in college [HIEEXPECT]   | ACPRPRD  | Strongly disagree  | 0            | N/A          | 69            | 0.6          | 507           | 0.5          |
|   |          | Disagree           | 4            | 1.7          | 170           | 1.4          | 1,456         | 1.5          |
|   |          | Neutral            | 23           | 9.1          | 1,691         | 13.6         | 12,368        | 12.9         |
|   |          | Agree              | 116          | 45.5         | 4,688         | 37.7         | 37,549        | 39.2         |
|   |          | Strongly agree     | 112          | 43.6         | 5,830         | 46.8         | 43,828        | 45.8         |
|   |          | <b>Total</b>       | <b>256</b>   | <b>100.0</b> | <b>12,448</b> | <b>100.0</b> | <b>95,708</b> | <b>100.0</b> |
| <b>Item 19: During the first three weeks of your first semester/quarter at this college, about how often did you do the following?</b>                                      |          |                    |              |              |               |              |               |              |
| 19c. Turn in an assignment late [HIEEXPECT]   | LATETURN | Never              | 181          | 70.9         | 8,211         | 65.9         | 63,024        | 65.6         |
|   |          | Once               | 60           | 23.5         | 3,157         | 25.3         | 24,294        | 25.3         |
|   |          | Two or three times | 12           | 4.7          | 978           | 7.9          | 7,637         | 8.0          |
|   |          | Four or more times | 2            | 0.8          | 109           | 0.9          | 1,071         | 1.1          |
|   |          | <b>Total</b>       | <b>255</b>   | <b>100.0</b> | <b>12,455</b> | <b>100.0</b> | <b>96,026</b> | <b>100.0</b> |
| 19d. Not turn in an assignment [HIEEXPECT]  | NOTTURN  | Never              | 163          | 64.3         | 8,643         | 70.7         | 67,555        | 71.4         |
|   |          | Once               | 61           | 24.3         | 2,586         | 21.1         | 19,101        | 20.2         |
|   |          | Two or three times | 24           | 9.5          | 803           | 6.6          | 6,281         | 6.6          |
|   |          | Four or more times | 5            | 1.9          | 195           | 1.6          | 1,632         | 1.7          |
|   |          | <b>Total</b>       | <b>253</b>   | <b>100.0</b> | <b>12,227</b> | <b>100.0</b> | <b>94,569</b> | <b>100.0</b> |
| 19f. Come to class without completing readings or assignments [HIEEXPECT]   | NOTCOMPL | Never              | 137          | 53.4         | 7,267         | 58.3         | 54,460        | 56.7         |
|   |          | Once               | 88           | 34.1         | 3,592         | 28.8         | 27,803        | 28.9         |
|   |          | Two or three times | 26           | 9.9          | 1,254         | 10.1         | 11,106        | 11.6         |
|   |          | Four or more times | 7            | 2.5          | 343           | 2.8          | 2,753         | 2.9          |
|   |          | <b>Total</b>       | <b>257</b>   | <b>100.0</b> | <b>12,455</b> | <b>100.0</b> | <b>96,121</b> | <b>100.0</b> |

\* The comparison group and cohort columns on this page EXCLUDE your college.

**Survey of Entering Student Engagement - Yuba College (2015 Administration)**

**2015 Benchmark Frequency Distributions - Main Survey**

Comparison Group: Hispanic Student Success in the 2015 Cohort\*

Entering Students Only

[Weighted]

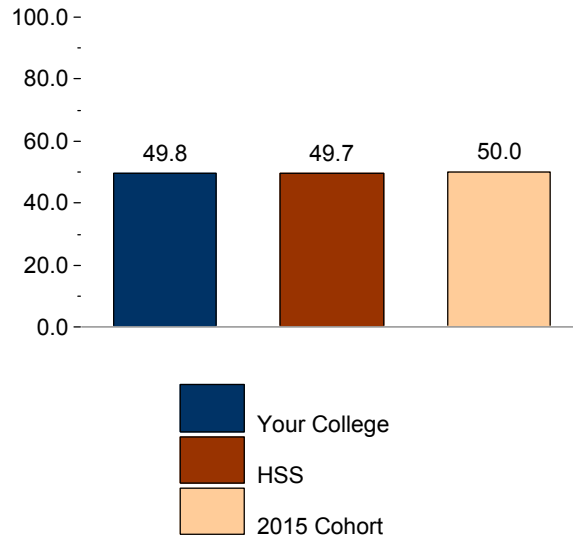
High Expectations and Aspirations (HIEEXPECT)

| Item  | Variable | Responses          | Your College |         | HSS    |         | 2015 Cohort |         |
|---|----------|--------------------|--------------|---------|--------|---------|-------------|---------|
|   |          |                    | Count        | Percent | Count  | Percent | Count       | Percent |
| Item 19: During the first three weeks of your first semester/quarter at this college, about how often did you do the following? |          |                    |              |         |        |         |             |         |
| 19s. Skip class [HIEEXPECT]   | SKIPCL   | Never              | 196          | 76.8    | 9,768  | 78.2    | 72,520      | 75.3    |
|   |          | Once               | 42           | 16.4    | 1,952  | 15.6    | 16,328      | 17.0    |
|   |          | Two or three times | 11           | 4.5     | 642    | 5.1     | 6,211       | 6.4     |
|   |          | Four or more times | 6            | 2.4     | 134    | 1.1     | 1,238       | 1.3     |
|   |          | Total              | 255          | 100.0   | 12,497 | 100.0   | 96,297      | 100.0   |

\* The comparison group and cohort columns on this page EXCLUDE your college.



**Survey of Entering Student Engagement**  
**Yuba College (2015 Administration)**  
**2015 Benchmark Bar Chart - Main Survey**  
Comparison Group: Hispanic Student Success in the 2015 Cohort\*  
Entering Students Only  
[Weighted]  
Clear Academic Plan and Pathway (ACADPLAN)



\* The comparison group and cohort bars on this page INCLUDE your college.

07DEC15

**Survey of Entering Student Engagement - Yuba College (2015 Administration)**

**2015 Benchmark Means Report - Main Survey**

Comparison Group: Hispanic Student Success in the 2015 Cohort\*

Entering Students Only

[Weighted]

Clear Academic Plan and Pathway (ACADPLAN)

|  |          | Your College | HSS  |               | 2015 Cohort |               |
|--|----------|--------------|------|---------------|-------------|---------------|
| Item   | Variable | Mean         | Mean | Effect Size** | Mean        | Effect Size** |
| Item 18: Think about your experiences from the time of your decision to attend this college through the end of the first three weeks of your first semester/quarter.           |          |              |      |               |             |               |
| 1 = Strongly disagree, 2 = Disagree, 3 = Neutral, 4 = Agree, 5 = Strongly agree  |          |              |      |               |             |               |
| 18d. I was able to meet with an academic advisor at times convenient for me [ACADPLAN]   | AACONTIM | 3.65         | 3.73 |               | 3.79        |               |
| 18e. An advisor helped me to select a course of study, program, or major [ACADPLAN]  | AASELMAJ | 3.67         | 3.67 |               | 3.70        |               |
| 18f. An advisor helped me to set academic goals and to create a plan for achieving them [ACADPLAN]   | ACADGOAL | 3.51         | 3.30 |               | 3.32        |               |
| 18g. An advisor helped me to identify the courses I needed to take during my first semester/quarter [ACADPLAN]   | CRSADV   | 3.98         | 3.83 |               | 3.90        |               |
| 18h. A college staff member talked with me about my commitments outside of school (work, children, dependents, etc.) to help me figure out how many courses to take [ACADPLAN] | OSCOMM   | 2.76         | 2.85 |               | 2.90        |               |

\* The comparison group and cohort columns on this page EXCLUDE your college.

\*\* T-test: 2-tailed

If a row contains less than 50 respondents, interpret the comparison results cautiously.

**Survey of Entering Student Engagement - Yuba College (2015 Administration)**

**2015 Benchmark Frequency Distributions - Main Survey**

Comparison Group: Hispanic Student Success in the 2015 Cohort\*

Entering Students Only

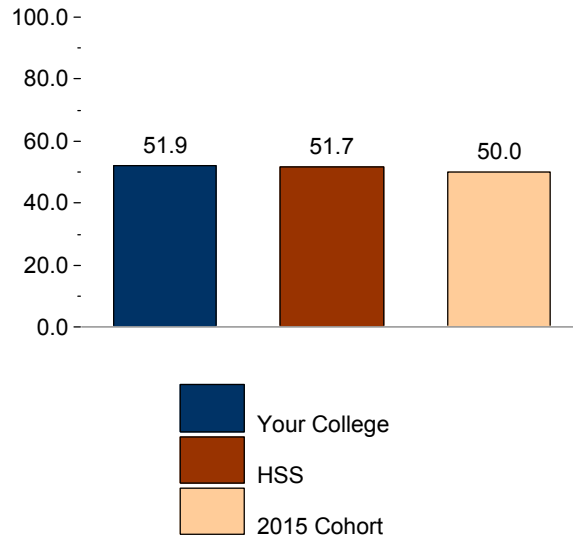
[Weighted]

Clear Academic Plan and Pathway (ACADPLAN)

| Item   | Variable | Responses         | Your College |              | HSS           |              | 2015 Cohort   |              |
|--|----------|-------------------|--------------|--------------|---------------|--------------|---------------|--------------|
|  |          |                   | Count        | Percent      | Count         | Percent      | Count         | Percent      |
| <b>Item 18: Think about your experiences from the time of your decision to attend this college through the end of the first three weeks of your first semester/quarter.</b>    |          |                   |              |              |               |              |               |              |
| 18d. I was able to meet with an academic advisor at times convenient for me [ACADPLAN]   | AACONTIM | Strongly disagree | 7            | 2.8          | 351           | 2.8          | 2,316         | 2.4          |
|  |          | Disagree          | 18           | 7.3          | 1,072         | 8.7          | 6,829         | 7.2          |
|  |          | Neutral           | 80           | 31.4         | 3,105         | 25.1         | 23,836        | 25.1         |
|  |          | Agree             | 100          | 39.1         | 4,823         | 39.0         | 37,540        | 39.5         |
|  |          | Strongly agree    | 50           | 19.4         | 3,005         | 24.3         | 24,513        | 25.8         |
|  |          | <b>Total</b>      | <b>255</b>   | <b>100.0</b> | <b>12,357</b> | <b>100.0</b> | <b>95,034</b> | <b>100.0</b> |
| 18e. An advisor helped me to select a course of study, program, or major [ACADPLAN]  | AASELMAJ | Strongly disagree | 11           | 4.2          | 663           | 5.3          | 4,748         | 5.0          |
|  |          | Disagree          | 28           | 11.0         | 1,623         | 13.0         | 11,873        | 12.4         |
|  |          | Neutral           | 56           | 21.6         | 2,395         | 19.2         | 18,147        | 19.0         |
|  |          | Agree             | 103          | 40.1         | 4,271         | 34.3         | 33,565        | 35.1         |
|  |          | Strongly agree    | 60           | 23.2         | 3,516         | 28.2         | 27,346        | 28.6         |
|  |          | <b>Total</b>      | <b>258</b>   | <b>100.0</b> | <b>12,466</b> | <b>100.0</b> | <b>95,679</b> | <b>100.0</b> |
| 18f. An advisor helped me to set academic goals and to create a plan for achieving them [ACADPLAN]   | ACADGOAL | Strongly disagree | 11           | 4.2          | 852           | 6.8          | 6,120         | 6.4          |
|  |          | Disagree          | 46           | 17.9         | 2,469         | 19.8         | 18,367        | 19.2         |
|  |          | Neutral           | 59           | 22.8         | 3,519         | 28.3         | 27,929        | 29.2         |
|  |          | Agree             | 85           | 33.1         | 3,255         | 26.1         | 25,483        | 26.7         |
|  |          | Strongly agree    | 57           | 21.9         | 2,352         | 18.9         | 17,641        | 18.5         |
|  |          | <b>Total</b>      | <b>258</b>   | <b>100.0</b> | <b>12,446</b> | <b>100.0</b> | <b>95,541</b> | <b>100.0</b> |
| 18g. An advisor helped me to identify the courses I needed to take during my first semester/quarter [ACADPLAN]   | CRSADV   | Strongly disagree | 7            | 2.5          | 563           | 4.5          | 3,660         | 3.8          |
|  |          | Disagree          | 16           | 6.3          | 1,178         | 9.5          | 7,825         | 8.2          |
|  |          | Neutral           | 36           | 13.9         | 1,884         | 15.1         | 13,755        | 14.4         |
|  |          | Agree             | 117          | 45.3         | 4,964         | 39.8         | 39,397        | 41.2         |
|  |          | Strongly agree    | 82           | 31.9         | 3,870         | 31.1         | 31,035        | 32.4         |
|  |          | <b>Total</b>      | <b>258</b>   | <b>100.0</b> | <b>12,459</b> | <b>100.0</b> | <b>95,671</b> | <b>100.0</b> |
| 18h. A college staff member talked with me about my commitments outside of school (work, children, dependents, etc.) to help me figure out how many courses to take [ACADPLAN] | OSCOMM   | Strongly disagree | 33           | 12.7         | 1,572         | 12.6         | 11,672        | 12.2         |
|  |          | Disagree          | 79           | 30.6         | 4,021         | 32.2         | 28,854        | 30.2         |
|  |          | Neutral           | 83           | 32.2         | 3,051         | 24.5         | 24,546        | 25.7         |
|  |          | Agree             | 45           | 17.4         | 2,313         | 18.5         | 18,774        | 19.6         |
|  |          | Strongly agree    | 18           | 7.2          | 1,513         | 12.1         | 11,833        | 12.4         |
|  |          | <b>Total</b>      | <b>257</b>   | <b>100.0</b> | <b>12,470</b> | <b>100.0</b> | <b>95,680</b> | <b>100.0</b> |

\* The comparison group and cohort columns on this page EXCLUDE your college.

**Survey of Entering Student Engagement**  
**Yuba College (2015 Administration)**  
**2015 Benchmark Bar Chart - Main Survey**  
Comparison Group: Hispanic Student Success in the 2015 Cohort\*  
Entering Students Only  
[Weighted]  
Effective Track to College Readiness (COLLREAD)



\* The comparison group and cohort bars on this page INCLUDE your college.

07DEC15

**Survey of Entering Student Engagement - Yuba College (2015 Administration)**

**2015 Benchmark Means Report - Main Survey**

Comparison Group: Hispanic Student Success in the 2015 Cohort\*

Entering Students Only

[Weighted]

Effective Track to College Readiness (COLLREAD)

|   |          | Your College | HSS  |               | 2015 Cohort |               |
|---|----------|--------------|------|---------------|-------------|---------------|
| Item  | Variable | Mean         | Mean | Effect Size** | Mean        | Effect Size** |
| Item 21: Think about your experiences from the time of your decision to attend this college through the end of the first three weeks of your first semester/quarter. Within a class, or through another experience at this college: |          |              |      |               |             |               |
| 1 = Strongly disagree, 2 = Disagree, 3 = Neutral, 4 = Agree, 5 = Strongly agree   |          |              |      |               |             |               |
| 21a. I learned to improve my study skills (listening, note taking, highlighting readings, working with others, etc.) [COLLREAD]   | LNDSTUDY | 3.94         | 4.03 |               | 3.99        |               |
| 21b. I learned to understand my academic strengths and weaknesses [COLLREAD]  | LNDACAWK | 3.76         | 3.98 | -0.25**       | 3.94        | -0.21**       |
| 21c. I learned skills and strategies to improve my test-taking ability [COLLREAD]   | LNSKLLS  | 3.45         | 3.68 | -0.23**       | 3.64        |               |
| One or more items in this benchmark are not suited to means calculations. Please see the Frequency Distribution that follows for these items.   |          |              |      |               |             |               |

\* The comparison group and cohort columns on this page EXCLUDE your college.

\*\* T-test: 2-tailed

If a row contains less than 50 respondents, interpret the comparison results cautiously.

**Survey of Entering Student Engagement - Yuba College (2015 Administration)**

**2015 Benchmark Frequency Distributions - Main Survey**

Comparison Group: Hispanic Student Success in the 2015 Cohort\*

Entering Students Only

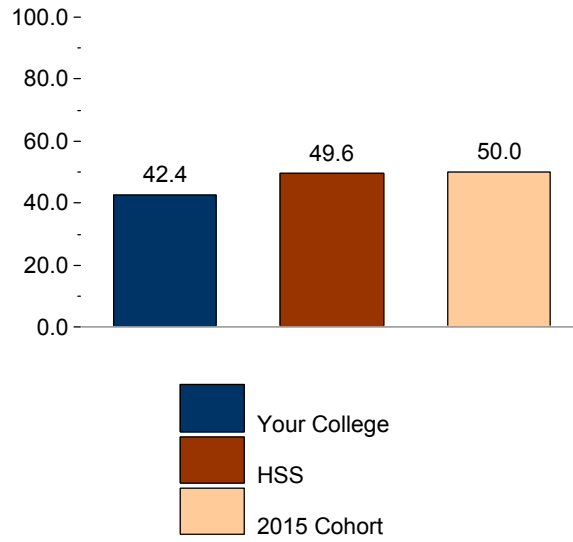
[Weighted]

Effective Track to College Readiness (COLLREAD)

| Item   | Variable | Responses         | Your College |              | HSS           |              | 2015 Cohort   |              |
|--|----------|-------------------|--------------|--------------|---------------|--------------|---------------|--------------|
|  |          |                   | Count        | Percent      | Count         | Percent      | Count         | Percent      |
| <b>Item 12: Think about your experiences from the time of your decision to attend this college through the end of the first three weeks of your first semester/quarter.</b>  |          |                   |              |              |               |              |               |              |
| 12a. Before I could register for classes, I was required to take a placement test (COMPASS, ASSET, ACCUPLACER, SAT, ACT, etc.) to assess my skills in reading, writing, and/or math [COLLREAD]   | REQPTEST | Yes               | 229          | 89.9         | 10,319        | 83.2         | 78,874        | 82.9         |
|  |          | No                | 26           | 10.1         | 2,090         | 16.8         | 16,313        | 17.1         |
|  |          | <b>Total</b>      | <b>255</b>   | <b>100.0</b> | <b>12,409</b> | <b>100.0</b> | <b>95,187</b> | <b>100.0</b> |
| 12b. I took a placement test (COMPASS, ASSET, ACCUPLACER, SAT, ACT, etc.) [COLLREAD]   | TKPTEST  | Yes               | 209          | 86.8         | 10,460        | 86.9         | 80,897        | 87.1         |
|  |          | No                | 32           | 13.2         | 1,577         | 13.1         | 11,935        | 12.9         |
|  |          | <b>Total</b>      | <b>240</b>   | <b>100.0</b> | <b>12,037</b> | <b>100.0</b> | <b>92,832</b> | <b>100.0</b> |
| <b>Item 14</b>   |          |                   |              |              |               |              |               |              |
| 14. This college required me to enroll in classes indicated by my placement test scores during my first semester/quarter [COLLREAD]  | REQCLASS | Yes               | 201          | 80.4         | 8,749         | 70.8         | 64,132        | 67.6         |
|  |          | No                | 49           | 19.6         | 3,601         | 29.2         | 30,758        | 32.4         |
|  |          | <b>Total</b>      | <b>250</b>   | <b>100.0</b> | <b>12,350</b> | <b>100.0</b> | <b>94,890</b> | <b>100.0</b> |
| <b>Item 21: Think about your experiences from the time of your decision to attend this college through the end of the first three weeks of your first semester/quarter. Within a class, or through another experience at this college:</b> |          |                   |              |              |               |              |               |              |
| 21a. I learned to improve my study skills (listening, note taking, highlighting readings, working with others, etc.) [COLLREAD]  | LNDSTUDY | Strongly disagree | 3            | 1.1          | 180           | 1.4          | 1,540         | 1.6          |
|  |          | Disagree          | 10           | 3.9          | 424           | 3.4          | 3,843         | 4.0          |
|  |          | Neutral           | 60           | 23.5         | 2,461         | 19.8         | 19,374        | 20.2         |
|  |          | Agree             | 109          | 42.8         | 5,143         | 41.4         | 40,320        | 42.1         |
|  |          | Strongly agree    | 73           | 28.8         | 4,223         | 34.0         | 30,726        | 32.1         |
|  |          | <b>Total</b>      | <b>255</b>   | <b>100.0</b> | <b>12,430</b> | <b>100.0</b> | <b>95,803</b> | <b>100.0</b> |
| 21b. I learned to understand my academic strengths and weaknesses [COLLREAD]   | LNDACAWK | Strongly disagree | 7            | 2.6          | 141           | 1.1          | 1,223         | 1.3          |
|  |          | Disagree          | 13           | 5.1          | 453           | 3.7          | 3,681         | 3.8          |
|  |          | Neutral           | 69           | 27.1         | 2,702         | 21.8         | 21,441        | 22.4         |
|  |          | Agree             | 112          | 43.8         | 5,377         | 43.3         | 42,361        | 44.3         |
|  |          | Strongly agree    | 54           | 21.3         | 3,735         | 30.1         | 26,999        | 28.2         |
|  |          | <b>Total</b>      | <b>255</b>   | <b>100.0</b> | <b>12,407</b> | <b>100.0</b> | <b>95,705</b> | <b>100.0</b> |
| 21c. I learned skills and strategies to improve my test-taking ability [COLLREAD]  | LNSKLLS  | Strongly disagree | 12           | 4.7          | 322           | 2.6          | 2,712         | 2.8          |
|  |          | Disagree          | 27           | 10.5         | 1,122         | 9.0          | 9,457         | 9.9          |
|  |          | Neutral           | 92           | 36.4         | 3,839         | 30.9         | 30,199        | 31.5         |
|  |          | Agree             | 81           | 31.7         | 4,120         | 33.2         | 30,975        | 32.4         |
|  |          | Strongly agree    | 42           | 16.7         | 3,018         | 24.3         | 22,378        | 23.4         |
|  |          | <b>Total</b>      | <b>254</b>   | <b>100.0</b> | <b>12,421</b> | <b>100.0</b> | <b>95,722</b> | <b>100.0</b> |

\* The comparison group and cohort columns on this page EXCLUDE your college.

**Survey of Entering Student Engagement**  
**Yuba College (2015 Administration)**  
**2015 Benchmark Bar Chart - Main Survey**  
Comparison Group: Hispanic Student Success in the 2015 Cohort\*  
Entering Students Only  
[Weighted]  
Engaged Learning (ENGAGLRN)



\* The comparison group and cohort bars on this page INCLUDE your college.

07DEC15

**Survey of Entering Student Engagement - Yuba College (2015 Administration)**

**2015 Benchmark Means Report - Main Survey**

Comparison Group: Hispanic Student Success in the 2015 Cohort\*

Entering Students Only

[Weighted]

Engaged Learning (ENGAGLRN)

|   |          | Your College | HSS  |               | 2015 Cohort |               |
|---|----------|--------------|------|---------------|-------------|---------------|
| Item  | Variable | Mean         | Mean | Effect Size** | Mean        | Effect Size** |
| <b>Item 19: During the first three weeks of your first semester/quarter at this college, about how often did you do the following?</b>  |          |              |      |               |             |               |
| 1 = Never, 2 = Once, 3 = Two or three times, 4 = Four or more times   |          |              |      |               |             |               |
| 19a. Ask questions in class or contribute to class discussions [ENGAGLRN]   | ASKQUES  | 2.60         | 2.76 |               | 2.82        | -0.27**       |
| 19b. Prepare at least two drafts of a paper or assignment before turning it in [ENGAGLRN]   | PREPDRFT | 2.15         | 2.14 |               | 2.13        |               |
| 19e. Participate in supplemental instruction (extra class sessions with an instructor, tutor, or experienced student) [ENGAGLRN]  | SUPINSTR | 1.53         | 1.55 |               | 1.53        |               |
| 19g. Work with other students on a project or assignment during class [ENGAGLRN]  | PINCLASS | 2.56         | 2.47 |               | 2.49        |               |
| 19h. Work with classmates outside of class on class projects or assignments [ENGAGLRN]  | PREPOUTC | 1.50         | 1.63 |               | 1.59        |               |
| 19i. Participate in a required study group outside of class [ENGAGLRN]  | GRPSTUDY | 1.25         | 1.33 |               | 1.29        |               |
| 19j. Participate in a student-initiated (not required) study group outside of class [ENGAGLRN]  | NRGSTUDY | 1.28         | 1.31 |               | 1.30        |               |
| 19k. Use an electronic tool (e-mail, text messaging, Facebook, MySpace, class Web site, etc.) to communicate with another student about coursework [ENGAGLRN]   | USEINTMG | 2.16         | 2.23 |               | 2.15        |               |
| 19l. Use an electronic tool (e-mail, text messaging, Facebook, MySpace, class Web site, etc.) to communicate with an instructor about coursework [ENGAGLRN]   | MAILFAC  | 1.85         | 2.18 | -0.32**       | 2.26        | -0.40**       |
| 19m. Discuss an assignment or grade with an instructor [ENGAGLRN]   | FACASSN  | 1.88         | 2.02 |               | 2.07        | -0.22**       |
| 19n. Ask for help from an instructor regarding questions or problems related to a class [ENGAGLRN]  | CLASSREL | 2.15         | 2.32 |               | 2.35        | -0.21**       |
| 19o. Receive prompt written or oral feedback from instructors on your performance [ENGAGLRN]  | FEEDBACK | 2.21         | 2.28 |               | 2.36        |               |
| 19q. Discuss ideas from your readings or classes with instructors outside of class [ENGAGLRN]   | FACIDOC  | 1.37         | 1.56 | -0.22**       | 1.58        | -0.24**       |
| <b>Item 20.2: Think about your experiences from the time of your decision to attend this college through the end of the first three weeks of your first semester/quarter. How often did you use the following services?</b> |          |              |      |               |             |               |
| 1 = Never, 2 = Once, 3 = Two or three times, 4 = Four or more times   |          |              |      |               |             |               |
| 20.2d. Face-to-face tutoring [ENGAGLRN]   | FFTUSE   | 1.32         | 1.34 |               | 1.29        |               |
| 20.2f. Writing, math, or other skill lab [ENGAGLRN]   | SKLABUSE | 1.39         | 1.73 | -0.34**       | 1.71        | -0.31**       |
| 20.2h. Computer lab [ENGAGLRN]  | COMLBUSE | 1.61         | 2.08 | -0.42**       | 2.08        | -0.42**       |

\* The comparison group and cohort columns on this page EXCLUDE your college.

\*\* T-test: 2-tailed

If a row contains less than 50 respondents, interpret the comparison results cautiously.



**Survey of Entering Student Engagement - Yuba College (2015 Administration)**

**2015 Benchmark Frequency Distributions - Main Survey**

Comparison Group: Hispanic Student Success in the 2015 Cohort\*

Entering Students Only

[Weighted]

Engaged Learning (ENGAGLRN)

| Item   | Variable | Responses          | Your College |              | HSS           |              | 2015 Cohort   |              |
|--|----------|--------------------|--------------|--------------|---------------|--------------|---------------|--------------|
|  |          |                    | Count        | Percent      | Count         | Percent      | Count         | Percent      |
| <b>Item 19: During the first three weeks of your first semester/quarter at this college, about how often did you do the following?</b> |          |                    |              |              |               |              |               |              |
| 19a. Ask questions in class or contribute to class discussions [ENGAGLRN]  | ASKQUES  | Never              | 35           | 13.8         | 1,145         | 9.2          | 8,081         | 8.4          |
|  |          | Once               | 73           | 28.6         | 3,198         | 25.6         | 22,423        | 23.2         |
|  |          | Two or three times | 107          | 41.7         | 5,705         | 45.7         | 44,711        | 46.3         |
|  |          | Four or more times | 41           | 15.9         | 2,434         | 19.5         | 21,268        | 22.0         |
|  |          | <b>Total</b>       | <b>256</b>   | <b>100.0</b> | <b>12,481</b> | <b>100.0</b> | <b>96,484</b> | <b>100.0</b> |
| 19b. Prepare at least two drafts of a paper or assignment before turning it in [ENGAGLRN]  | PREPDRFT | Never              | 64           | 24.9         | 3,469         | 28.0         | 27,847        | 29.1         |
|  |          | Once               | 104          | 40.8         | 4,551         | 36.7         | 34,293        | 35.8         |
|  |          | Two or three times | 74           | 28.8         | 3,571         | 28.8         | 27,296        | 28.5         |
|  |          | Four or more times | 14           | 5.5          | 818           | 6.6          | 6,357         | 6.6          |
|  |          | <b>Total</b>       | <b>256</b>   | <b>100.0</b> | <b>12,409</b> | <b>100.0</b> | <b>95,794</b> | <b>100.0</b> |
| 19e. Participate in supplemental instruction (extra class sessions with an instructor, tutor, or experienced student) [ENGAGLRN]       | SUPINSTR | Never              | 180          | 70.1         | 8,287         | 66.3         | 65,127        | 67.6         |
|  |          | Once               | 31           | 12.1         | 2,228         | 17.8         | 15,970        | 16.6         |
|  |          | Two or three times | 33           | 12.8         | 1,350         | 10.8         | 10,805        | 11.2         |
|  |          | Four or more times | 13           | 5.1          | 632           | 5.1          | 4,489         | 4.7          |
|  |          | <b>Total</b>       | <b>256</b>   | <b>100.0</b> | <b>12,497</b> | <b>100.0</b> | <b>96,392</b> | <b>100.0</b> |
| 19g. Work with other students on a project or assignment during class [ENGAGLRN]   | PINCLASS | Never              | 44           | 17.3         | 2,480         | 19.8         | 19,427        | 20.2         |
|  |          | Once               | 73           | 28.7         | 3,407         | 27.3         | 25,025        | 26.0         |
|  |          | Two or three times | 89           | 34.9         | 4,809         | 38.5         | 37,445        | 38.8         |
|  |          | Four or more times | 49           | 19.1         | 1,800         | 14.4         | 14,488        | 15.0         |
|  |          | <b>Total</b>       | <b>256</b>   | <b>100.0</b> | <b>12,497</b> | <b>100.0</b> | <b>96,385</b> | <b>100.0</b> |
| 19h. Work with classmates outside of class on class projects or assignments [ENGAGLRN]   | PREPOUTC | Never              | 174          | 68.7         | 7,454         | 59.9         | 60,720        | 63.3         |
|  |          | Once               | 43           | 17.2         | 2,709         | 21.8         | 18,273        | 19.0         |
|  |          | Two or three times | 24           | 9.6          | 1,690         | 13.6         | 12,366        | 12.9         |
|  |          | Four or more times | 11           | 4.5          | 597           | 4.8          | 4,570         | 4.8          |
|  |          | <b>Total</b>       | <b>253</b>   | <b>100.0</b> | <b>12,451</b> | <b>100.0</b> | <b>95,930</b> | <b>100.0</b> |
| 19i. Participate in a required study group outside of class [ENGAGLRN]   | GRPSTUDY | Never              | 213          | 83.2         | 9,903         | 79.2         | 78,685        | 81.7         |
|  |          | Once               | 27           | 10.6         | 1,488         | 11.9         | 9,578         | 9.9          |
|  |          | Two or three times | 9            | 3.6          | 755           | 6.0          | 5,684         | 5.9          |
|  |          | Four or more times | 7            | 2.5          | 357           | 2.9          | 2,413         | 2.5          |
|  |          | <b>Total</b>       | <b>256</b>   | <b>100.0</b> | <b>12,503</b> | <b>100.0</b> | <b>96,359</b> | <b>100.0</b> |
| 19j. Participate in a student-initiated (not required) study group outside of class [ENGAGLRN]   | NRGSTUDY | Never              | 214          | 83.8         | 10,053        | 80.7         | 77,770        | 81.0         |
|  |          | Once               | 20           | 7.7          | 1,309         | 10.5         | 10,055        | 10.5         |
|  |          | Two or three times | 12           | 4.9          | 736           | 5.9          | 5,707         | 5.9          |
|  |          | Four or more times | 9            | 3.6          | 356           | 2.9          | 2,459         | 2.6          |
|  |          | <b>Total</b>       | <b>255</b>   | <b>100.0</b> | <b>12,454</b> | <b>100.0</b> | <b>95,991</b> | <b>100.0</b> |

\* The comparison group and cohort columns on this page EXCLUDE your college.

**Survey of Entering Student Engagement - Yuba College (2015 Administration)**

**2015 Benchmark Frequency Distributions - Main Survey**

Comparison Group: Hispanic Student Success in the 2015 Cohort\*

Entering Students Only

[Weighted]

Engaged Learning (ENGAGLRN)

| Item  | Variable | Responses          | Your College |              | HSS           |              | 2015 Cohort   |              |
|---|----------|--------------------|--------------|--------------|---------------|--------------|---------------|--------------|
|   |          |                    | Count        | Percent      | Count         | Percent      | Count         | Percent      |
| <b>Item 19: During the first three weeks of your first semester/quarter at this college, about how often did you do the following?</b>  |          |                    |              |              |               |              |               |              |
| 19k. Use an electronic tool (e-mail, text messaging, Facebook, MySpace, class Web site, etc.) to communicate with another student about coursework [ENGAGLRN]   | USEINTMG | Never              | 106          | 41.3         | 4,425         | 35.4         | 38,418        | 39.8         |
|   |          | Once               | 52           | 20.2         | 2,898         | 23.2         | 21,149        | 21.9         |
|   |          | Two or three times | 50           | 19.5         | 3,015         | 24.1         | 20,919        | 21.7         |
|   |          | Four or more times | 48           | 18.9         | 2,173         | 17.4         | 15,953        | 16.5         |
|   |          | <b>Total</b>       | <b>256</b>   | <b>100.0</b> | <b>12,512</b> | <b>100.0</b> | <b>96,439</b> | <b>100.0</b> |
| 19l. Use an electronic tool (e-mail, text messaging, Facebook, MySpace, class Web site, etc.) to communicate with an instructor about coursework [ENGAGLRN]   | MAILFAC  | Never              | 118          | 46.1         | 4,220         | 33.9         | 29,871        | 31.1         |
|   |          | Once               | 81           | 31.6         | 3,462         | 27.8         | 25,675        | 26.7         |
|   |          | Two or three times | 34           | 13.4         | 3,134         | 25.2         | 26,143        | 27.2         |
|   |          | Four or more times | 23           | 8.9          | 1,640         | 13.2         | 14,359        | 14.9         |
|   |          | <b>Total</b>       | <b>255</b>   | <b>100.0</b> | <b>12,456</b> | <b>100.0</b> | <b>96,048</b> | <b>100.0</b> |
| 19m. Discuss an assignment or grade with an instructor [ENGAGLRN]   | FACASSN  | Never              | 122          | 48.0         | 4,418         | 35.4         | 31,253        | 32.5         |
|   |          | Once               | 63           | 24.5         | 4,295         | 34.4         | 33,684        | 35.0         |
|   |          | Two or three times | 49           | 19.4         | 2,924         | 23.4         | 24,390        | 25.3         |
|   |          | Four or more times | 21           | 8.1          | 854           | 6.8          | 6,948         | 7.2          |
|   |          | <b>Total</b>       | <b>255</b>   | <b>100.0</b> | <b>12,492</b> | <b>100.0</b> | <b>96,275</b> | <b>100.0</b> |
| 19n. Ask for help from an instructor regarding questions or problems related to a class [ENGAGLRN]  | CLASSREL | Never              | 82           | 32.0         | 2,893         | 23.2         | 21,877        | 22.7         |
|   |          | Once               | 78           | 30.7         | 4,088         | 32.7         | 30,567        | 31.7         |
|   |          | Two or three times | 71           | 27.7         | 4,149         | 33.2         | 32,352        | 33.6         |
|   |          | Four or more times | 25           | 9.6          | 1,357         | 10.9         | 11,483        | 11.9         |
|   |          | <b>Total</b>       | <b>255</b>   | <b>100.0</b> | <b>12,488</b> | <b>100.0</b> | <b>96,279</b> | <b>100.0</b> |
| 19o. Receive prompt written or oral feedback from instructors on your performance [ENGAGLRN]  | FEEDBACK | Never              | 78           | 30.5         | 3,337         | 26.7         | 23,134        | 24.0         |
|   |          | Once               | 75           | 29.4         | 3,766         | 30.1         | 28,062        | 29.1         |
|   |          | Two or three times | 73           | 28.8         | 3,953         | 31.6         | 32,293        | 33.5         |
|   |          | Four or more times | 29           | 11.3         | 1,436         | 11.5         | 12,785        | 13.3         |
|   |          | <b>Total</b>       | <b>255</b>   | <b>100.0</b> | <b>12,491</b> | <b>100.0</b> | <b>96,274</b> | <b>100.0</b> |
| 19q. Discuss ideas from your readings or classes with instructors outside of class [ENGAGLRN]   | FACIDOC  | Never              | 193          | 75.5         | 8,191         | 65.6         | 61,525        | 63.9         |
|   |          | Once               | 38           | 14.9         | 2,278         | 18.2         | 18,469        | 19.2         |
|   |          | Two or three times | 16           | 6.2          | 1,394         | 11.2         | 11,574        | 12.0         |
|   |          | Four or more times | 9            | 3.4          | 626           | 5.0          | 4,682         | 4.9          |
|   |          | <b>Total</b>       | <b>255</b>   | <b>100.0</b> | <b>12,489</b> | <b>100.0</b> | <b>96,251</b> | <b>100.0</b> |
| <b>Item 20.2: Think about your experiences from the time of your decision to attend this college through the end of the first three weeks of your first semester/quarter. How often did you use the following services?</b> |          |                    |              |              |               |              |               |              |
| 20.2d. Face-to-face tutoring [ENGAGLRN]   | FFTUSE   | Never              | 204          | 81.5         | 9,562         | 79.8         | 76,333        | 82.5         |
|   |          | Once               | 25           | 9.8          | 1,239         | 10.3         | 8,410         | 9.1          |
|   |          | Two or three times | 9            | 3.5          | 729           | 6.1          | 4,743         | 5.1          |
|   |          | Four or more times | 13           | 5.2          | 456           | 3.8          | 2,989         | 3.2          |
|   |          | <b>Total</b>       | <b>250</b>   | <b>100.0</b> | <b>11,987</b> | <b>100.0</b> | <b>92,475</b> | <b>100.0</b> |

\* The comparison group and cohort columns on this page EXCLUDE your college.

**Survey of Entering Student Engagement - Yuba College (2015 Administration)**

**2015 Benchmark Frequency Distributions - Main Survey**

Comparison Group: Hispanic Student Success in the 2015 Cohort\*

Entering Students Only

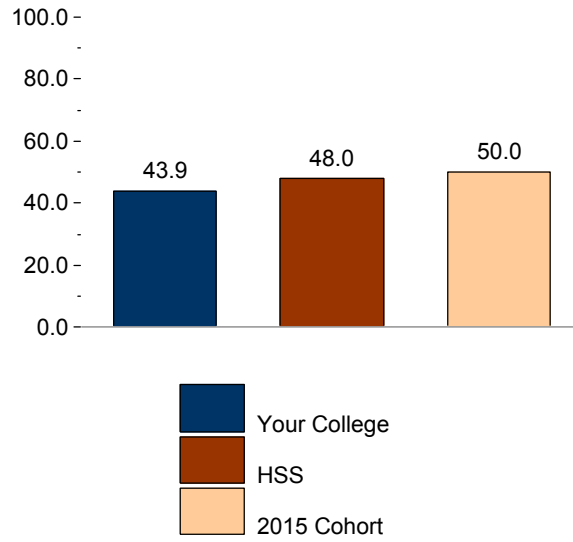
[Weighted]

Engaged Learning (ENGAGLRN)

| Item   | Variable | Responses          | Your College |         | HSS    |         | 2015 Cohort |         |
|--|----------|--------------------|--------------|---------|--------|---------|-------------|---------|
|  |          |                    | Count        | Percent | Count  | Percent | Count       | Percent |
| Item 20.2: Think about your experiences from the time of your decision to attend this college through the end of the first three weeks of your first semester/quarter. How often did you use the following services? |          |                    |              |         |        |         |             |         |
| 20.2f. Writing, math, or other skill lab [ENGAGLRN]  | SKLABUSE | Never              | 195          | 78.5    | 7,420  | 62.2    | 59,729      | 65.0    |
|  |          | Once               | 21           | 8.3     | 1,719  | 14.4    | 11,131      | 12.1    |
|  |          | Two or three times | 23           | 9.2     | 1,385  | 11.6    | 9,373       | 10.2    |
|  |          | Four or more times | 10           | 3.9     | 1,415  | 11.9    | 11,662      | 12.7    |
|  |          | Total              | 248          | 100.0   | 11,939 | 100.0   | 91,895      | 100.0   |
| 20.2h. Computer lab [ENGAGLRN]   | COMLBUSE | Never              | 153          | 62.9    | 5,439  | 45.2    | 43,005      | 46.4    |
|  |          | Once               | 48           | 19.7    | 2,318  | 19.2    | 16,386      | 17.7    |
|  |          | Two or three times | 26           | 10.7    | 2,228  | 18.5    | 16,098      | 17.4    |
|  |          | Four or more times | 16           | 6.7     | 2,058  | 17.1    | 17,281      | 18.6    |
|  |          | Total              | 243          | 100.0   | 12,044 | 100.0   | 92,769      | 100.0   |

\* The comparison group and cohort columns on this page EXCLUDE your college.

**Survey of Entering Student Engagement**  
**Yuba College (2015 Administration)**  
**2015 Benchmark Bar Chart - Main Survey**  
Comparison Group: Hispanic Student Success in the 2015 Cohort\*  
Entering Students Only  
[Weighted]  
Academic and Social Support (ACSOCSUP)



\* The comparison group and cohort bars on this page INCLUDE your college.

07DEC15

**Survey of Entering Student Engagement - Yuba College (2015 Administration)**

**2015 Benchmark Means Report - Main Survey**

Comparison Group: Hispanic Student Success in the 2015 Cohort\*

Entering Students Only

[Weighted]

Academic and Social Support (ACSOCSUP)

|  |          | Your College | HSS  |               | 2015 Cohort |               |
|--|----------|--------------|------|---------------|-------------|---------------|
| Item   | Variable | Mean         | Mean | Effect Size** | Mean        | Effect Size** |
| Item 18: Think about your experiences from the time of your decision to attend this college through the end of the first three weeks of your first semester/quarter. |          |              |      |               |             |               |
| 1 = Strongly disagree, 2 = Disagree, 3 = Neutral, 4 = Agree, 5 = Strongly agree  |          |              |      |               |             |               |
| 18l. All instructors clearly explained academic and student support services available at this college [ACSOCSUP]  | RESOURCE | 3.61         | 3.88 | -0.29**       | 3.88        | -0.30**       |
| 18m. All instructors clearly explained course grading policies [ACSOCSUP]  | GRADEPOL | 4.22         | 4.26 |               | 4.26        |               |
| 18n. All instructors clearly explained course syllabi (syllabuses) [ACSOCSUP]  | SYLLABI  | 4.40         | 4.37 |               | 4.36        |               |
| 18o. I knew how to get in touch with my instructors outside of class [ACSOCSUP]  | FACMEET  | 4.10         | 4.25 |               | 4.29        | -0.25**       |
| 18q. At least one other student whom I didn't previously know learned my name [ACSOCSUP]   | OSTUDNAM | 3.97         | 4.06 |               | 4.14        |               |
| 18r. At least one instructor learned my name [ACSOCSUP]  | FACNAM   | 4.02         | 4.17 |               | 4.26        | -0.28**       |
| 18s. I learned the name of at least one other student in most of my classes [ACSOCSUP]   | STUNAM   | 4.12         | 4.19 |               | 4.25        |               |

\* The comparison group and cohort columns on this page EXCLUDE your college.

\*\* T-test: 2-tailed

If a row contains less than 50 respondents, interpret the comparison results cautiously.

**Survey of Entering Student Engagement - Yuba College (2015 Administration)**

**2015 Benchmark Frequency Distributions - Main Survey**

Comparison Group: Hispanic Student Success in the 2015 Cohort\*

Entering Students Only

[Weighted]

Academic and Social Support (ACSOCSUP)

| Item  | Variable | Responses         | Your College |              | HSS           |              | 2015 Cohort   |              |
|---|----------|-------------------|--------------|--------------|---------------|--------------|---------------|--------------|
|   |          |                   | Count        | Percent      | Count         | Percent      | Count         | Percent      |
| <b>Item 18: Think about your experiences from the time of your decision to attend this college through the end of the first three weeks of your first semester/quarter.</b> |          |                   |              |              |               |              |               |              |
| 18l. All instructors clearly explained academic and student support services available at this college [ACSOCSUP]   | RESOURCE | Strongly disagree | 9            | 3.4          | 249           | 2.0          | 1,762         | 1.8          |
|   |          | Disagree          | 22           | 8.7          | 879           | 7.1          | 6,954         | 7.3          |
|   |          | Neutral           | 68           | 26.4         | 2,470         | 19.9         | 18,841        | 19.7         |
|   |          | Agree             | 121          | 47.1         | 5,357         | 43.1         | 41,321        | 43.3         |
|   |          | Strongly agree    | 37           | 14.5         | 3,475         | 28.0         | 26,610        | 27.9         |
|   |          | <b>Total</b>      | <b>258</b>   | <b>100.0</b> | <b>12,430</b> | <b>100.0</b> | <b>95,488</b> | <b>100.0</b> |
| 18m. All instructors clearly explained course grading policies [ACSOCSUP]   | GRADEPOL | Strongly disagree | 0            | N/A          | 100           | 0.8          | 610           | 0.6          |
|   |          | Disagree          | 5            | 1.9          | 266           | 2.1          | 2,167         | 2.3          |
|   |          | Neutral           | 26           | 10.1         | 1,169         | 9.4          | 8,839         | 9.2          |
|   |          | Agree             | 133          | 51.7         | 5,628         | 45.2         | 44,300        | 46.3         |
|   |          | Strongly agree    | 94           | 36.3         | 5,292         | 42.5         | 39,700        | 41.5         |
|   |          | <b>Total</b>      | <b>258</b>   | <b>100.0</b> | <b>12,455</b> | <b>100.0</b> | <b>95,615</b> | <b>100.0</b> |
| 18n. All instructors clearly explained course syllabi (syllabuses) [ACSOCSUP]   | SYLLABI  | Strongly disagree | 1            | 0.2          | 80            | 0.6          | 428           | 0.4          |
|   |          | Disagree          | 4            | 1.5          | 202           | 1.6          | 1,625         | 1.7          |
|   |          | Neutral           | 11           | 4.5          | 833           | 6.7          | 6,803         | 7.1          |
|   |          | Agree             | 116          | 45.9         | 5,254         | 42.3         | 41,086        | 43.0         |
|   |          | Strongly agree    | 121          | 47.9         | 6,039         | 48.7         | 45,506        | 47.7         |
|   |          | <b>Total</b>      | <b>252</b>   | <b>100.0</b> | <b>12,409</b> | <b>100.0</b> | <b>95,448</b> | <b>100.0</b> |
| 18o. I knew how to get in touch with my instructors outside of class [ACSOCSUP]   | FACMEET  | Strongly disagree | 2            | 0.8          | 103           | 0.8          | 605           | 0.6          |
|   |          | Disagree          | 11           | 4.2          | 358           | 2.9          | 2,144         | 2.2          |
|   |          | Neutral           | 33           | 12.7         | 1,228         | 9.9          | 8,521         | 8.9          |
|   |          | Agree             | 125          | 48.3         | 5,420         | 43.5         | 42,186        | 44.1         |
|   |          | Strongly agree    | 88           | 34.0         | 5,347         | 42.9         | 42,233        | 44.1         |
|   |          | <b>Total</b>      | <b>258</b>   | <b>100.0</b> | <b>12,455</b> | <b>100.0</b> | <b>95,688</b> | <b>100.0</b> |
| 18q. At least one other student whom I didn't previously know learned my name [ACSOCSUP]  | OSTUDNAM | Strongly disagree | 8            | 3.2          | 430           | 3.4          | 2,554         | 2.7          |
|   |          | Disagree          | 11           | 4.4          | 722           | 5.8          | 4,890         | 5.1          |
|   |          | Neutral           | 43           | 16.5         | 1,412         | 11.3         | 10,056        | 10.5         |
|   |          | Agree             | 113          | 43.7         | 4,949         | 39.7         | 37,769        | 39.5         |
|   |          | Strongly agree    | 83           | 32.2         | 4,945         | 39.7         | 40,435        | 42.3         |
|   |          | <b>Total</b>      | <b>258</b>   | <b>100.0</b> | <b>12,458</b> | <b>100.0</b> | <b>95,704</b> | <b>100.0</b> |
| 18r. At least one instructor learned my name [ACSOCSUP]   | FACNAM   | Strongly disagree | 6            | 2.3          | 298           | 2.4          | 1,506         | 1.6          |
|   |          | Disagree          | 15           | 5.7          | 607           | 4.9          | 3,300         | 3.5          |
|   |          | Neutral           | 30           | 11.9         | 1,198         | 9.7          | 8,086         | 8.5          |
|   |          | Agree             | 122          | 47.5         | 4,844         | 39.2         | 38,236        | 40.2         |
|   |          | Strongly agree    | 84           | 32.6         | 5,418         | 43.8         | 44,071        | 46.3         |
|   |          | <b>Total</b>      | <b>257</b>   | <b>100.0</b> | <b>12,365</b> | <b>100.0</b> | <b>95,198</b> | <b>100.0</b> |

\* The comparison group and cohort columns on this page EXCLUDE your college.

**Survey of Entering Student Engagement - Yuba College (2015 Administration)**

**2015 Benchmark Frequency Distributions - Main Survey**

Comparison Group: Hispanic Student Success in the 2015 Cohort\*

Entering Students Only

[Weighted]

Academic and Social Support (ACSOCSUP)

| Item   | Variable | Responses         | Your College |         | HSS    |         | 2015 Cohort |         |
|--|----------|-------------------|--------------|---------|--------|---------|-------------|---------|
|  |          |                   | Count        | Percent | Count  | Percent | Count       | Percent |
| Item 18: Think about your experiences from the time of your decision to attend this college through the end of the first three weeks of your first semester/quarter. |          |                   |              |         |        |         |             |         |
| 18s. I learned the name of at least one other student in most of my classes [ACSOCSUP]   | STUNAM   | Strongly disagree | 4            | 1.7     | 285    | 2.3     | 1,699       | 1.8     |
|  |          | Disagree          | 11           | 4.2     | 599    | 4.8     | 3,929       | 4.1     |
|  |          | Neutral           | 27           | 10.4    | 1,151  | 9.2     | 7,988       | 8.3     |
|  |          | Agree             | 122          | 47.5    | 4,818  | 38.7    | 37,499      | 39.2    |
|  |          | Strongly agree    | 93           | 36.3    | 5,602  | 45.0    | 44,587      | 46.6    |
|  |          | Total             | 258          | 100.0   | 12,455 | 100.0   | 95,701      | 100.0   |

\* The comparison group and cohort columns on this page EXCLUDE your college.

### Colleges in the Comparison Group

Comparison Group: Hispanic Student Success in the 2015 Cohort

| Institution                           | State |
|---------------------------------------|-------|
| Austin Community College              | TX    |
| Brazosport College                    | TX    |
| Coastal Bend College                  | TX    |
| Cochise College                       | AZ    |
| El Centro College                     | TX    |
| Essex County College                  | NJ    |
| GateWay Community College             | AZ    |
| Glendale Community College            | AZ    |
| Hartnell College                      | CA    |
| Laredo Community College              | TX    |
| Lee College                           | TX    |
| Lone Star College - CyFair            | TX    |
| Lone Star College - Kingwood          | TX    |
| Lone Star College - Montgomery        | TX    |
| Lone Star College - North Harris      | TX    |
| Lone Star College - Tomball           | TX    |
| Lone Star College - University Park   | TX    |
| Miami Dade College                    | FL    |
| Mountain View College                 | TX    |
| New Mexico Junior College             | NM    |
| New Mexico State University, Carlsbad | NM    |
| Northwest Vista College               | TX    |
| Palo Alto College                     | TX    |
| Pasadena City College                 | CA    |
| Triton College                        | IL    |
| Waubonsee Community College           | IL    |
| Wharton County Junior College         | TX    |