

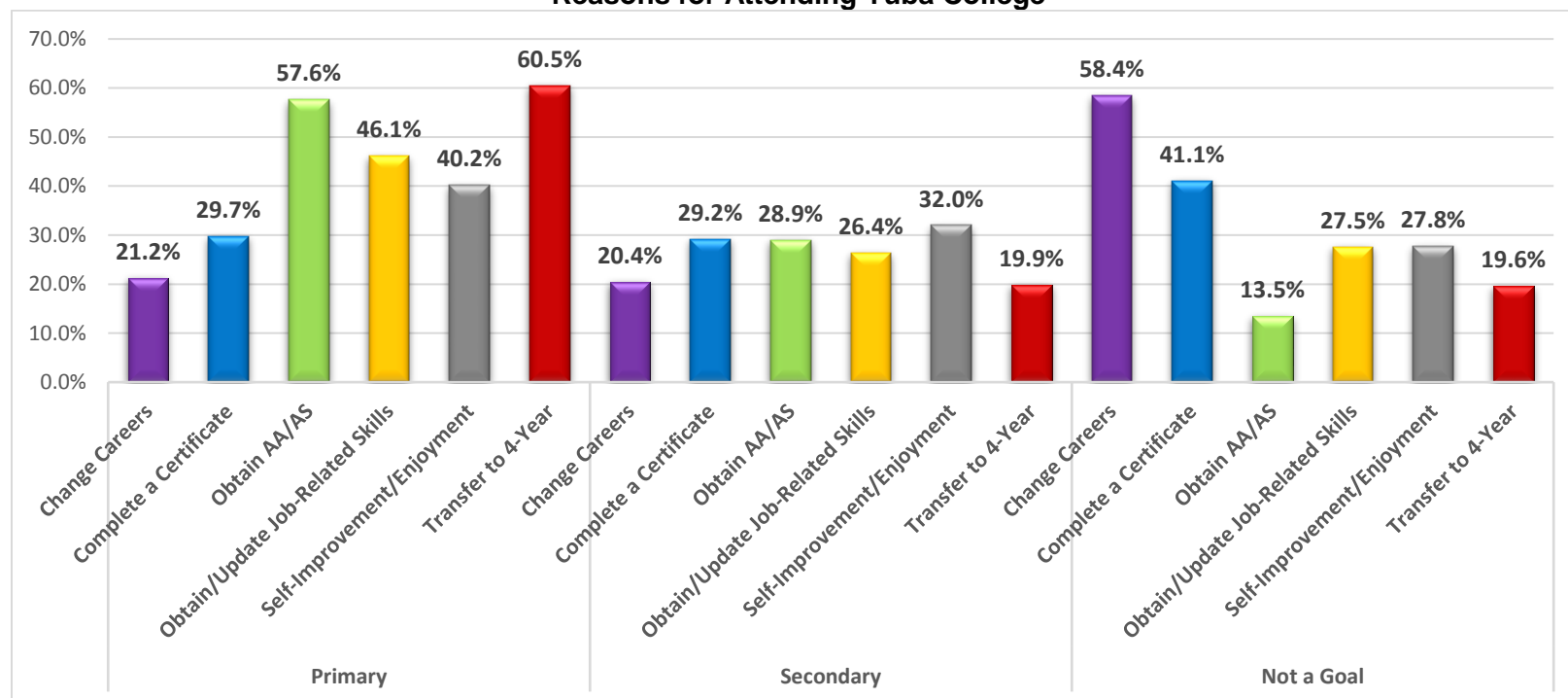
The CCSSE is a national 38 questions survey that helps institutions focus on good educational practices and identify areas in which they can improve. Yuba College is scheduled to administer the CCSSE every other spring beginning in 2016. This report summaries a portion of the 2016 CCSSE results based on the RP Group study-Student Support (Re)defined categories:

**Directed:** Students have a goal and know how to achieve it.

**Focused:** Students stay on track, keeping their eyes on the prize.

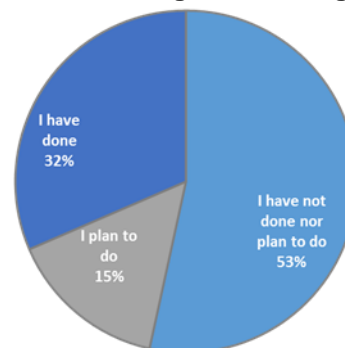
Five hundred and twenty nine students participated in the 2016 CCSSE. Eighty-three percent indicated that they started college at Yuba. Seventy-seven percent of students indicated that they would be enrolling in additional courses within 12 months, while 12% indicated that they would be accomplishing their goal(s) during the current term, 15% were uncertain if they would return, and 2.9% had no plan to return to Yuba College. The majority of students indicated that they had earned between 1-14 units (34.7%), 22% indicated that they had earned 15-29 units, 13.7% had earned 30-44 units, 11.7% had earned 45-60 units and 9.1% had earned over 60 units. Complete results can be found on the Yuba College Research & Planning website-*CCSSE 2016 All Student Frequency Results*.

Reasons for Attending Yuba College



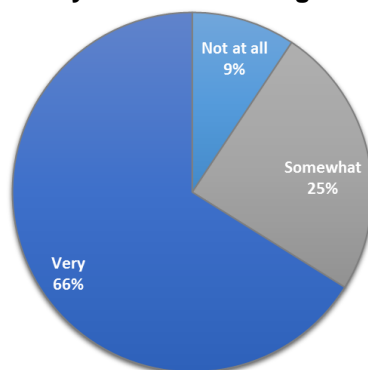
The primary reasons students indicated they attend Yuba College is to complete transfer requirements (60.5%), earn an Associate's Degree (57.6%) and obtain or update job skills ranking third (46.1%). These findings align with the college wide findings about student educational goals, which show that 69% of our students say they are working toward an Associate's Degree and 56% have a goal to transfer to a 4-year university.

**Have you done, are you doing, or do you plan to complete a college orientation or course while attending Yuba College?**



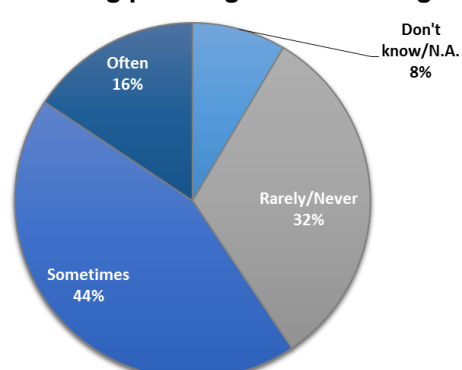
53% of students have not participated in a college orientation program or course.

**How important is academic advising/planning to you at Yuba College?**



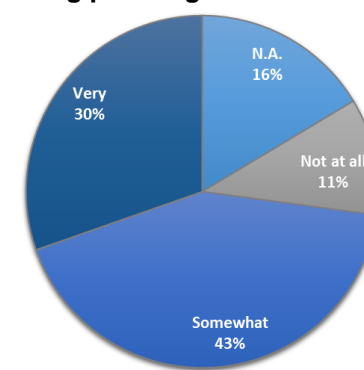
66% of students indicated that academic advising/planning is very important.

**How often do you use academic advising/planning at Yuba College?**



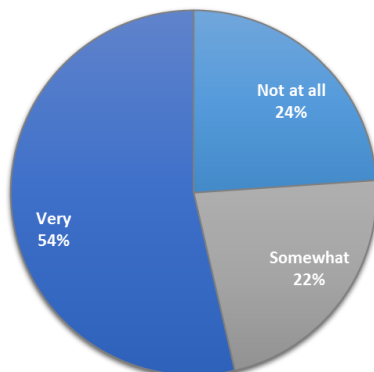
Only 16% of student's often use academic advising/planning services, while 32% rarely/never use the services.

**How satisfied are you with academic advising/planning at Yuba College?**



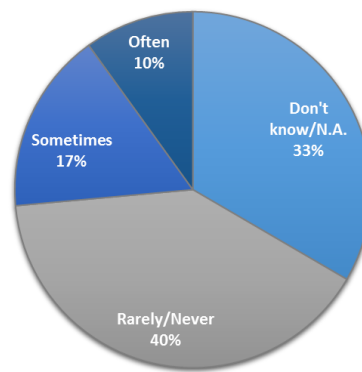
30% of students are very satisfied with academic advising/planning services at Yuba College, while 11% are not at all satisfied.

**How important is the transfer credit assistance to you at Yuba College?**



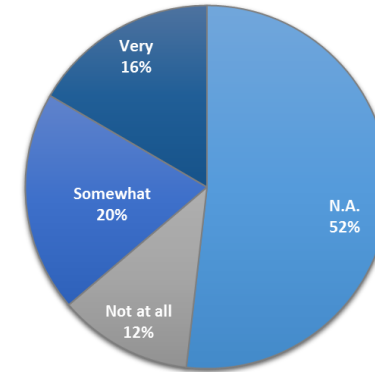
54% of students indicated that transfer credit assistance is very important, while 24% think it is not important at all.

**How often do you use transfer credit assistance at Yuba College?**



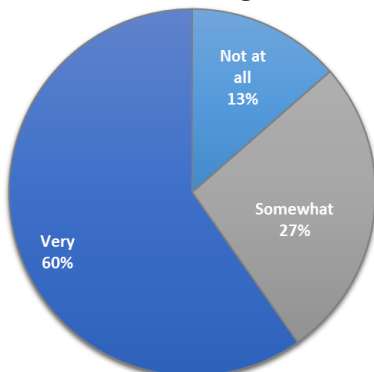
40% of students indicated they rarely or never use transfer credit assistance, while only 27% of students report that they often or sometimes use the service.

**How satisfied are you with transfer credit assistance you receive at Yuba College?**



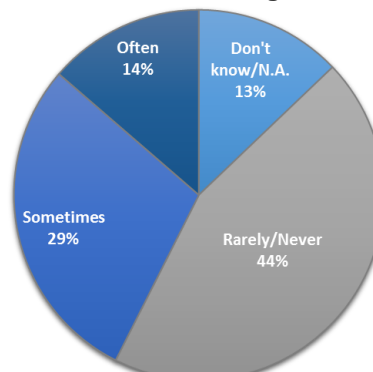
16% of students indicated they are very satisfied with the transfer credit assistance they receive.

**How important is career counseling to you at Yuba College?**



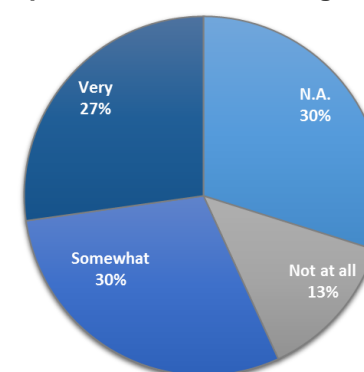
60% of students indicated that career counseling services are very important.

**How often do you use career counseling at Yuba College?**



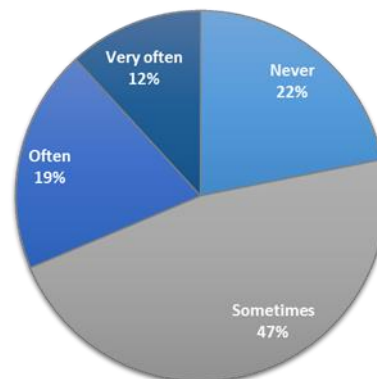
44% of students indicated that they rarely or never use career counseling services at Yuba College.

**How satisfied are you with career counseling provided at Yuba College?**



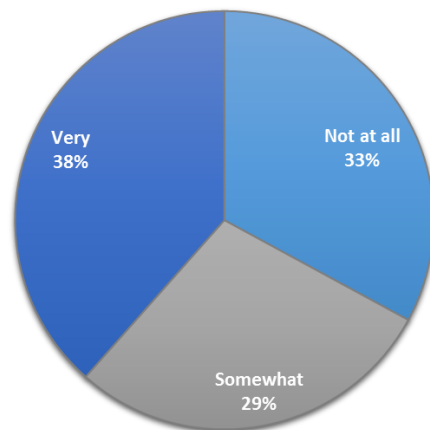
27% of students indicated being very satisfied with the career counseling services at Yuba College.

**During the current AY, about how often have you talked about career plans with an instructor or advisor?**



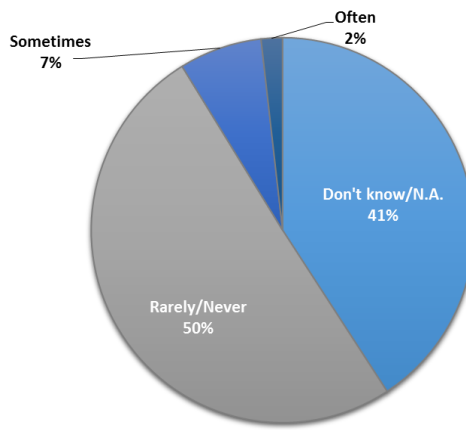
47% of students have talked about career plans with an instructor or advisor, while 22% never have.

**How important is job placement assistance to you at Yuba College?**



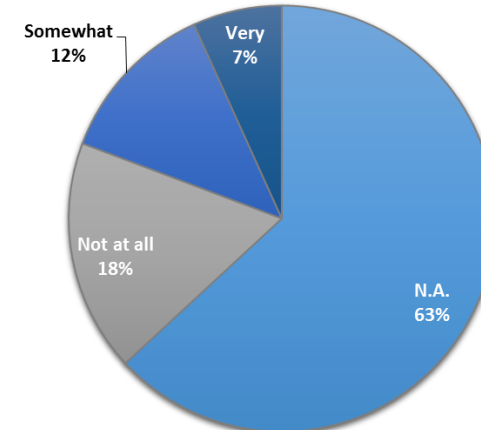
Job placement is very important to 38% of students, while it is not at all important to 33% students.

**How often do you use job placement assistance at Yuba College?**



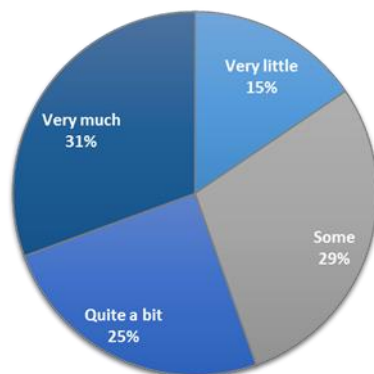
50% of students rarely or never use job placement assistance at Yuba College, and 41% indicated NA or don't know.

**How satisfied are you with job placement assistance at Yuba College?**



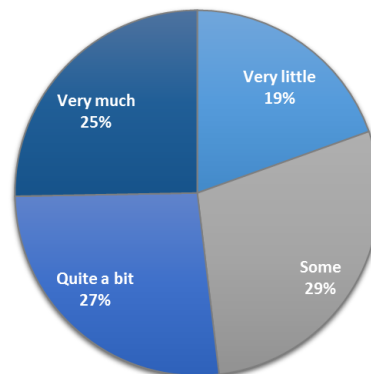
Job placement satisfaction is not applicable to 63% of students, while 7% of students are very satisfied.

**How much has your experience at Yuba College contributed to developing clearer career goals?**



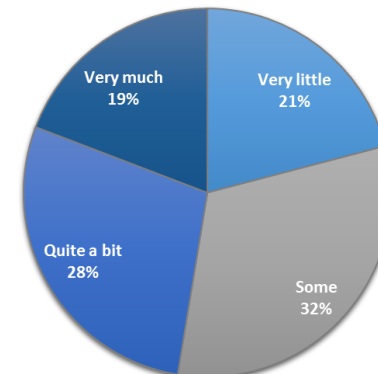
56% of students feel that their experiences at Yuba College has helped them develop clearer career goals.

**How much has your experience at Yuba College contributed to gaining information about career opportunities?**



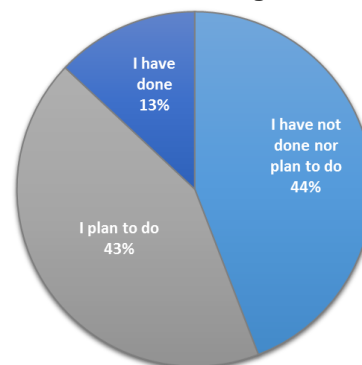
52% of students feel that their experiences at Yuba College has helped them gain information about career opportunities.

**How much has your experience at Yuba College contributed to acquiring job or work-related knowledge and skills?**



47% of students feel that their experiences at Yuba College has contributed to acquiring job or work-related knowledge and skills.

**Have you done, are you doing, or do you plan to do internship, field experience, co-op experience, or clinical assignment while attending Yuba College?**



43% students plan to participate in internship, field experience, co-op experience or clinical assignment, while 44% do not.

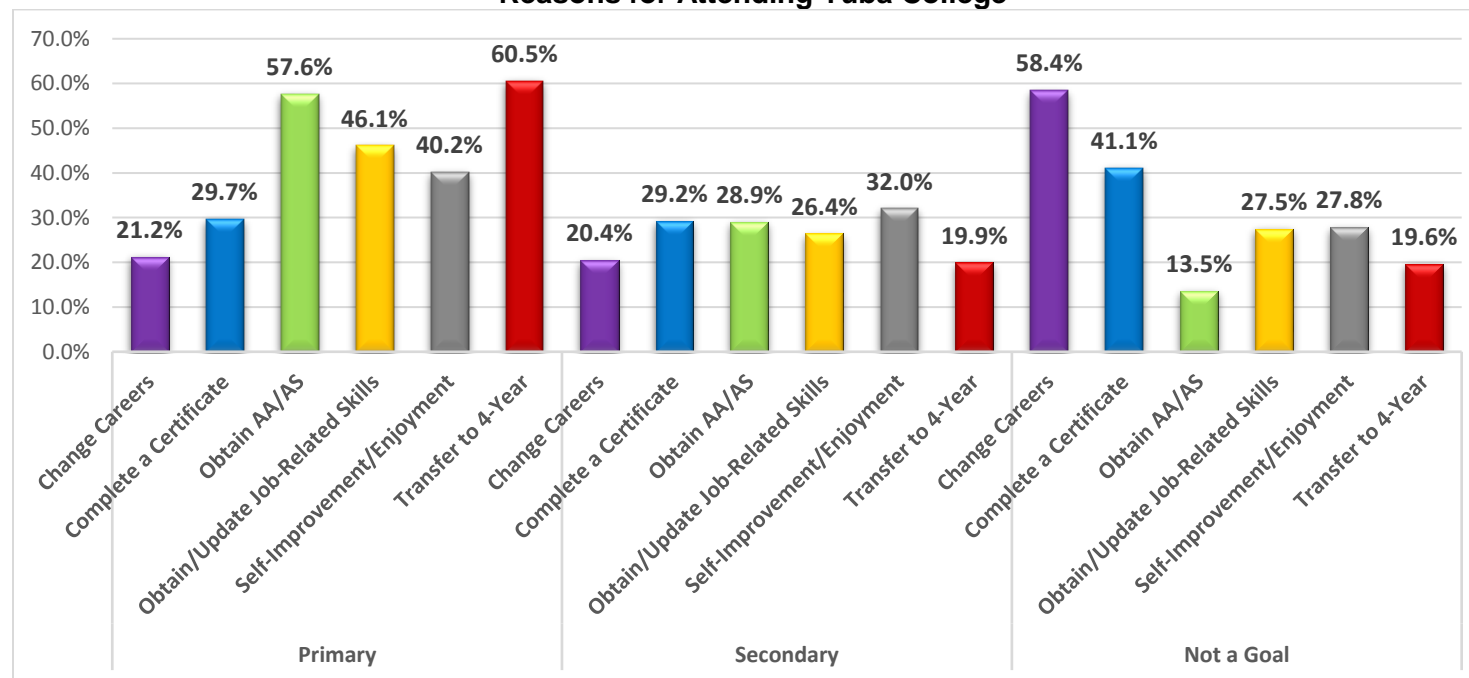
The CCSSE is a national 38 questions survey that helps institutions focus on good educational practices and identify areas in which they can improve. Yuba College is scheduled to administer the CCSSE every other spring beginning in 2016. This report summarizes a portion of the 2016 CCSSE results based on the RP Group study-Student Support (Re)defined categories:

**Nurtured:** Students feel somebody wants and helps them to succeed.

**Valued:** Students' skills, talents, abilities and experiences are recognized; they have opportunities to contribute on campus and feel their contributions are appreciated.

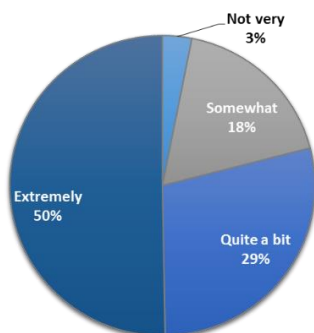
Five hundred and twenty nine students participated in the 2016 CCSSE. Eighty-three percent indicated that they started college at Yuba. Seventy-seven percent of students indicated that they would be enrolling in additional courses within 12 months, while 12% indicated that they would be accomplishing their goal(s) during the current term, 15% were uncertain if they would return, and 2.9% had no plan to return to Yuba College. The majority of students indicated that they had earned between 1-14 units (34.7%), 22% indicated that they had earned 15-29 units, 13.7% had earned 30-44 units, 11.7% had earned 45-60 units and 9.1% had earned over 60 units. Complete results can be found on the Yuba College Research & Planning website-*CCSSE 2016 All Student Frequency Results*.

Reasons for Attending Yuba College



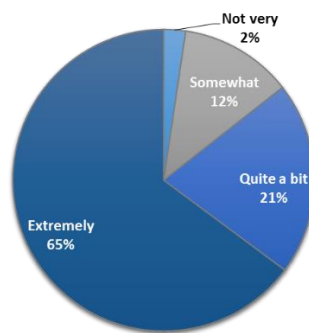
The primary reasons students indicated they attend Yuba College is to complete transfer requirements (60.5%), earn an Associate's Degree (57.6%) and obtain or update job skills ranking third (46.1%). These findings align with the college wide findings about student educational goals, which show that 69% of our students say they are working toward an Associate's Degree and 56% have a goal to transfer to a 4-year university.

**How supportive are your friends of you attending Yuba College?**



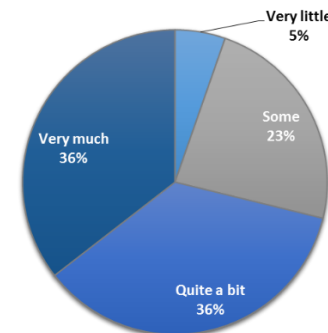
50% of students indicated their friends are extremely supportive of them attending Yuba College.

**How supportive is your immediate family of you attending Yuba College?**



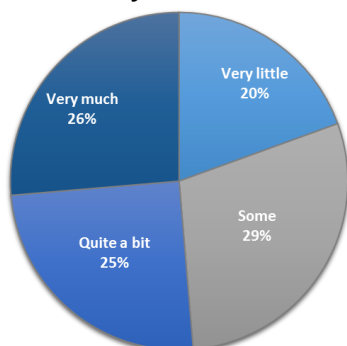
65% of students indicated their immediately family are extremely supportive of them attending Yuba College.

**How much does Yuba College emphasize providing the support you need to help you succeed at this college?**



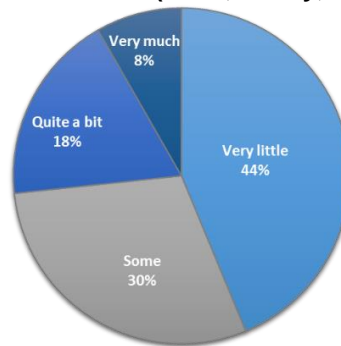
72% of students agreed that Yuba College emphasized providing the support they needed to be success at this college.

**How much has your experience at Yuba College contributed to understanding yourself?**



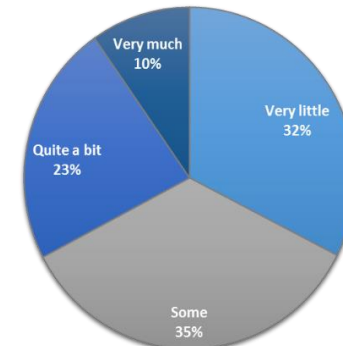
51% of students agreed Yuba College has significantly contributed to their understanding of themselves.

**How much does Yuba College emphasize helping you cope with your non-academic responsibilities (work, family, etc.)?**



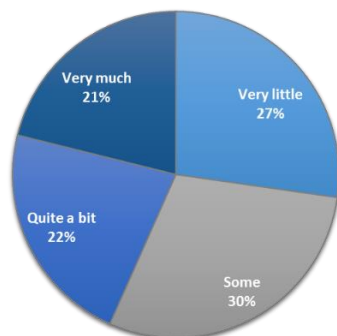
44% of students indicated Yuba College does not really emphasize helping them cope with non-academic responsibilities.

**How much does Yuba College emphasize providing the support you need to thrive socially?**



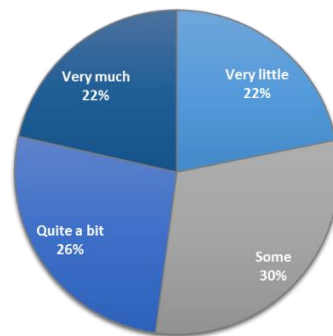
33% of students indicated that Yuba College does emphasize providing the support they need to thrive socially, while 32% did not.

**How much has your experience at Yuba College contributed to developing a personal code of values and ethics?**



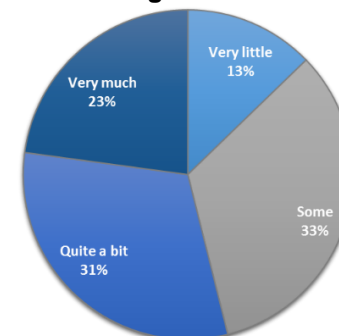
43% of students agreed that Yuba College has significantly contributed to the development of a personal code of values and ethics.

**How much has your experience at Yuba College contributed to understanding people of other racial and ethnic backgrounds?**



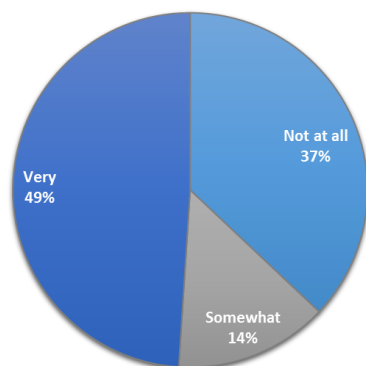
48% of students agreed that Yuba College has significantly contributed to their understanding other racial and ethnic backgrounds.

**How much does Yuba College emphasize encouraging contact among students from different economic, social, and racial or ethnic backgrounds?**



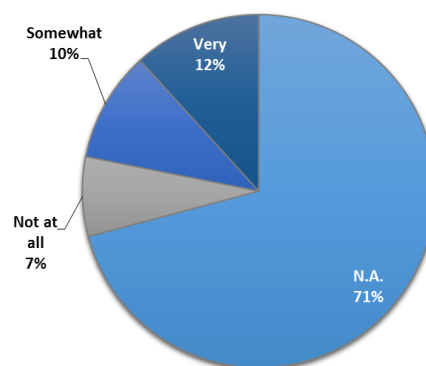
54% of students agreed that Yuba College emphasized encouraging contact among students from different economic, social, and racial or ethnic backgrounds.

**How important is it that Yuba College have services for students with disabilities?**



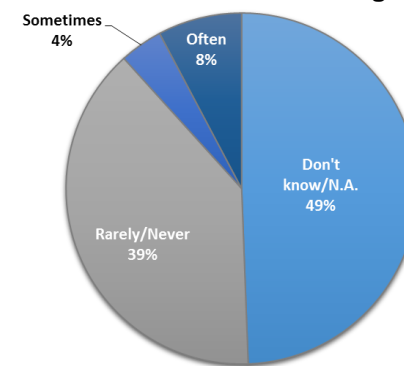
49% students indicated that having services for students with disabilities at Yuba College is very important.

**How satisfied are you with the services for students with disabilities at Yuba College?**



12% of students indicated satisfaction with disability services at Yuba College.

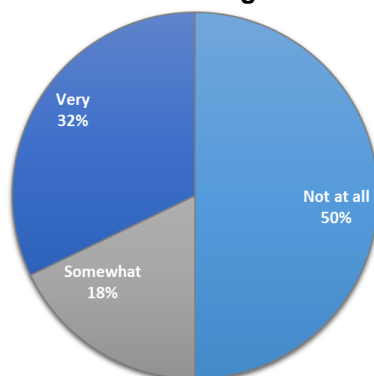
**How often do you use services to students with disabilities at Yuba College?**



12% of students indicated they use disability services at Yuba College, while 49% indicated they do not know or the question is not applicable.

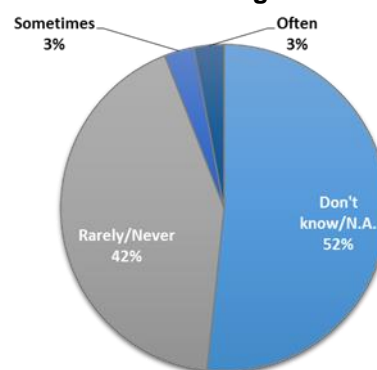


**How important is childcare services to you at Yuba College?**



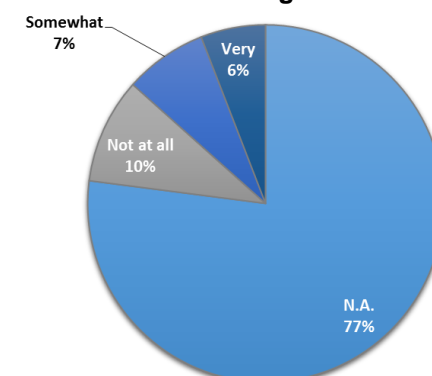
32% of students indicated childcare services at Yuba College is very important, while 50% did not think it is important.

**How often do you use childcare services at Yuba College?**



Only 6% of students indicated that they use childcare services at Yuba College.

**How satisfied are you with childcare services at Yuba College?**



12% of students indicated they are very or somewhat satisfied with the childcare services at Yuba College, while 10% are not at all satisfied.

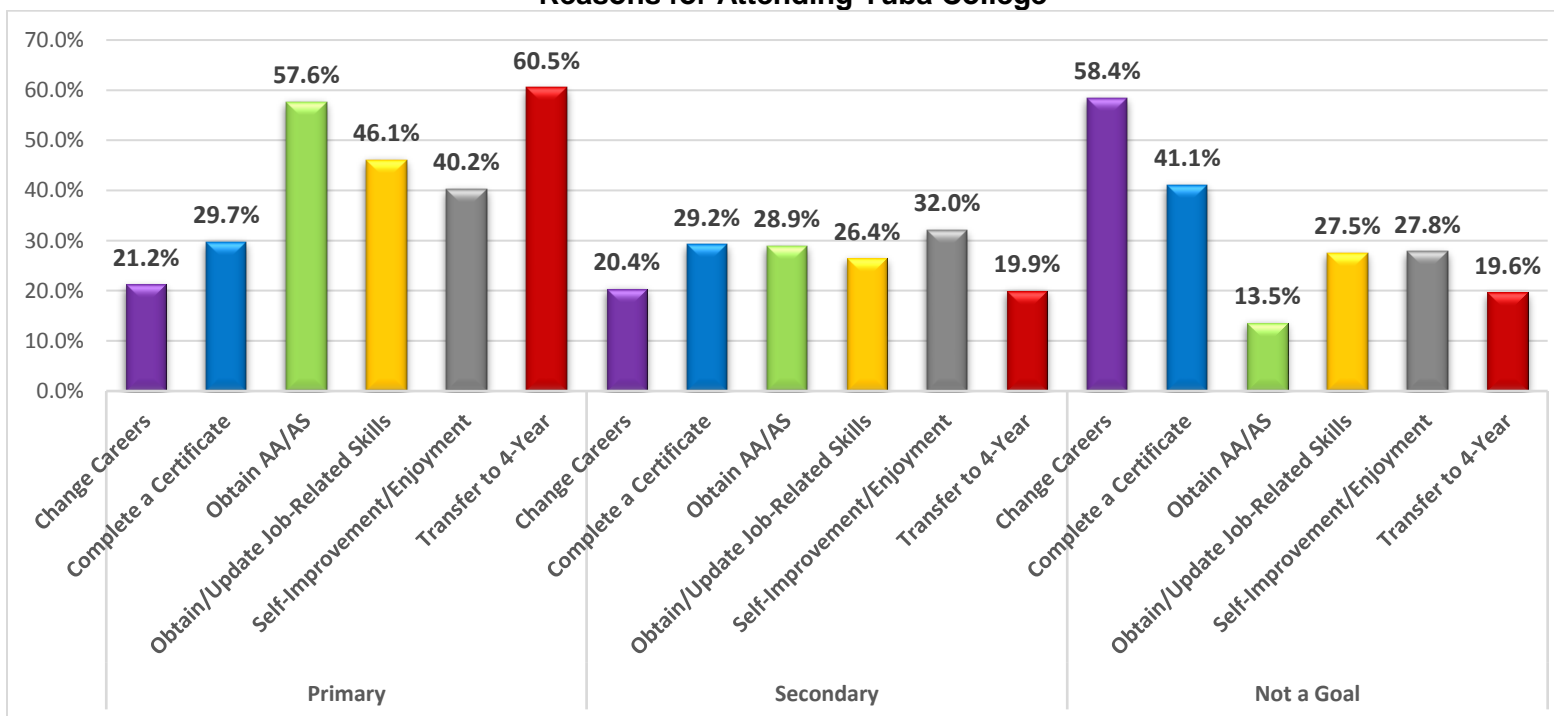
The CCSSE is a national 38 questions survey that helps institutions focus on good educational practices and identify areas in which they can improve. Yuba College is scheduled to administer the CCSSE every other spring beginning in 2016. This report summarizes a portion of the 2016 CCSSE results based on the RP Group study-Student Support (Re)defined categories:

**Engaged:** Students actively participate in class and extracurricular activities.

**Connected:** Students feel like they are part of the college community.

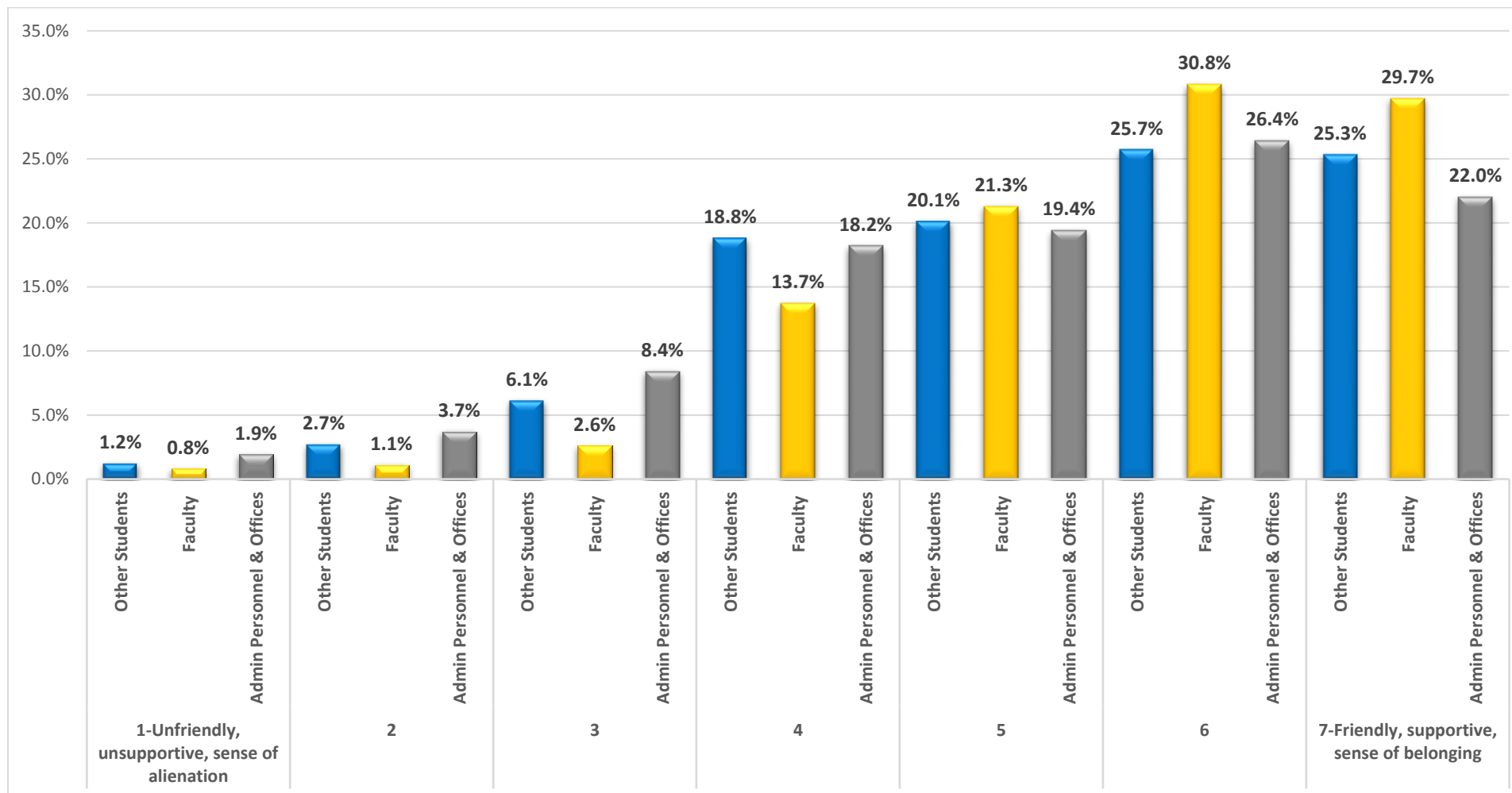
Five hundred and twenty nine students participated in the 2016 CCSSE. Eighty-three percent indicated that they started college at Yuba. Seventy-seven percent of students indicated that they would be enrolling in additional courses within 12 months, while 12% indicated that they would be accomplishing their goal(s) during the current term, 15% were uncertain if they would return, and 2.9% had no plan to return to Yuba College. The majority of students indicated that they had earned between 1-14 units (34.7%), 22% indicated that they had earned 15-29 units, 13.7% had earned 30-44 units, 11.7% had earned 45-60 units and 9.1% had earned over 60 units. Complete results can be found on the Yuba College Research & Planning website-*CCSSE 2016 All Student Frequency Results*.

Reasons for Attending Yuba College



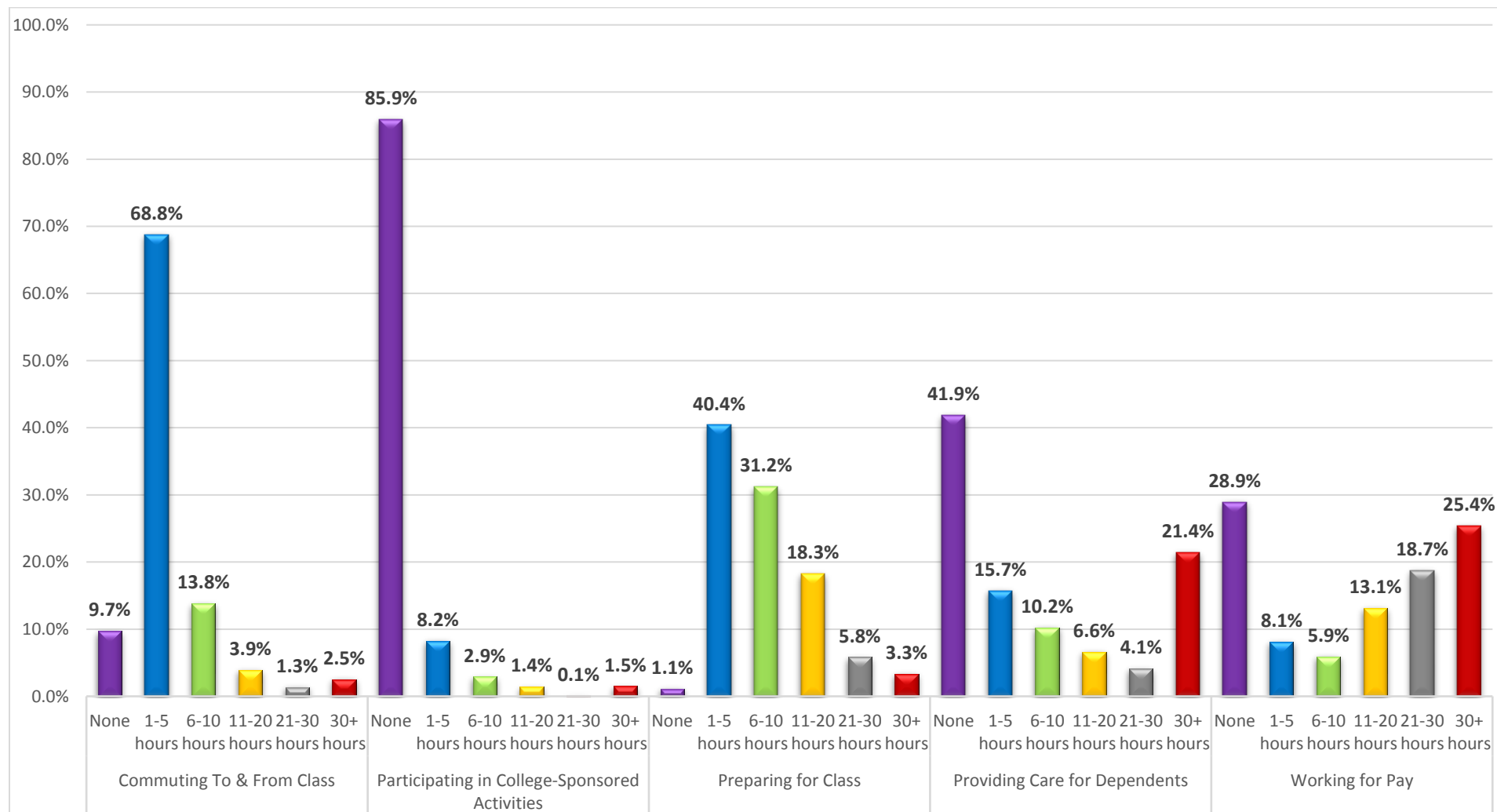
The primary reasons students indicated they attend Yuba College is to complete transfer requirements (60.5%), earn an Associate's Degree (57.6%) and obtain or update job skills ranking third (46.1%). These findings align with the college wide findings about student educational goals, which show that 69% of our students say they are working toward an Associate's Degree and 56% have a goal to transfer to a 4-year university.

## Rate the Quality of Your Relationships with People at Yuba College



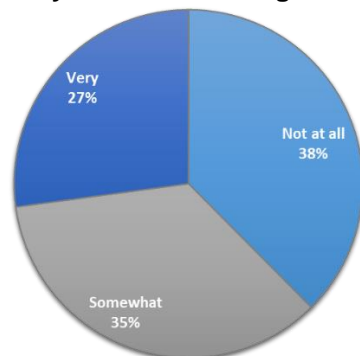
Based on a scale of 1-7, with 1 being the least and 7 being the most friendly, supportive and providing a sense of belonging; students were asked to rate their relationships with people on campus. Most students (51%) rated their relationship with their peers as 6 or 7, 60.5% of students rate their relationships with faculty as 6 or 7, and 48.4% of students rate their relationship with administrative personnel and offices as 6 or 7.

## How Students Spend Their Time in a Typical 7-Day Week



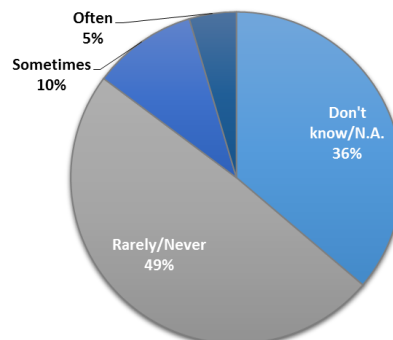
Most students (78.5%) spend less than 6 hours commuting to and from classes each week. The majority of students (85.9%) indicated they do not spend any time participating in college-sponsored activities. Most students (71.6%) reported that they spend between 1-10 hours preparing for class each week. In addition, most students (57.9%) indicated that they spend less than 6 hours a week providing care for dependents. A quarter of students reported working 30 or more hours a week for pay, while 28.9% do not work for pay at all.

**How important are student organizations to you at Yuba College?**



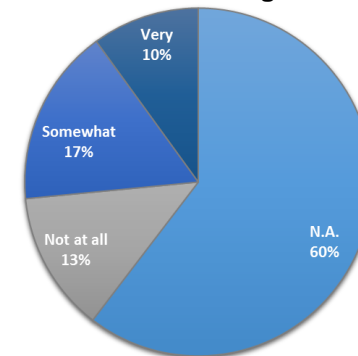
62% of respondents indicated that student organizations on campus are very or somewhat important to them.

**How often do you participate in student organizations at Yuba College?**



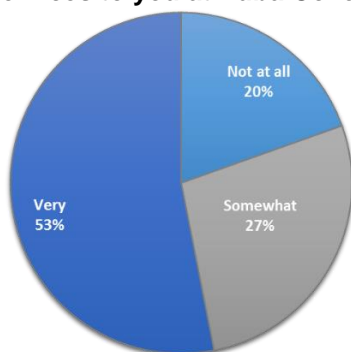
49% of students indicated they rarely/never participate in student organizations on campus, while 15% often or sometimes participate.

**How satisfied are you with student organizations at Yuba College?**



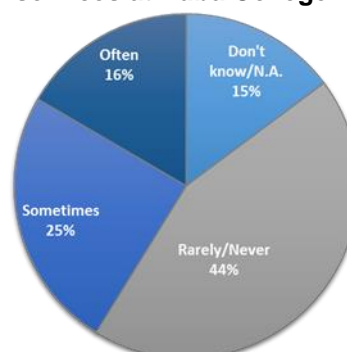
27% of students indicated they are somewhat or very satisfied with the student organizations on campus, while 13% are not at all satisfied. 60% of students indicated that the question is not applicable.

**How important is peer or other tutoring services to you at Yuba College?**



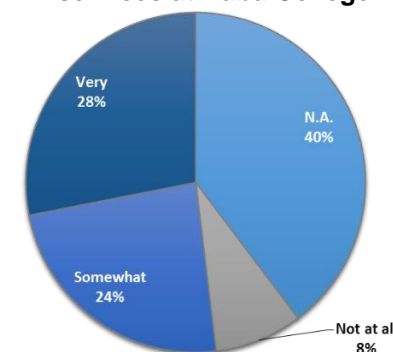
53% of students think that peer and other tutoring services are very important to have at Yuba College, while 20% do not think it is at all important.

**How often do you use peer or other tutoring services at Yuba College?**



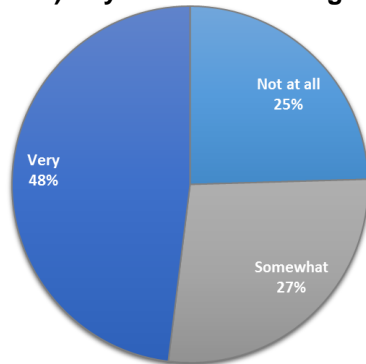
44% of students rarely/never use peer or other tutoring services, while 41% often or sometimes utilize peer or other tutoring services.

**How satisfied are you with peer or other tutoring services at Yuba College?**



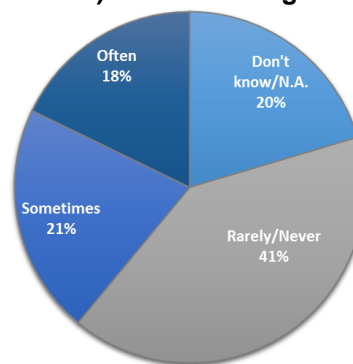
52% of students indicated they are very and somewhat satisfied with peer or other tutoring services, while 8% are not at all satisfied. 40% of students indicated the question is not applicable to them.

**How important is the skill labs (writing, math, etc.) to you at Yuba College?**



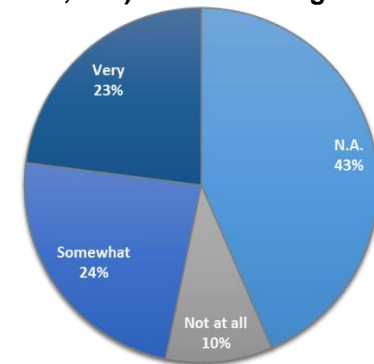
48% of students indicated that skill labs are very important to have at Yuba College, while 25% do not think it is important at all.

**How often you use skill labs (writing, math, etc.) at Yuba College?**



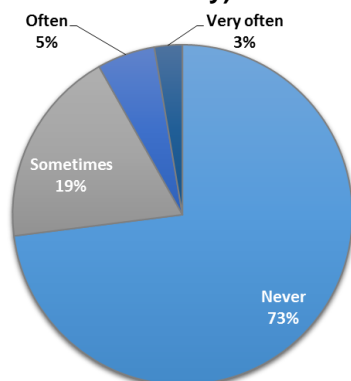
41% of students rarely/never use skill labs, while, 39% indicated they use skill labs often or sometime use these services.

**How satisfied are you with skill labs (writing, math, etc.) at Yuba College?**



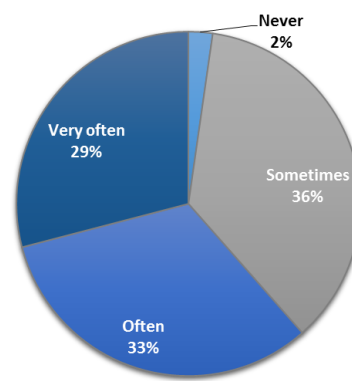
23% of students are very satisfied with the skill labs at Yuba College, 10% indicated they are not at all satisfied.

**During the current AY, how often have you tutored or taught other students (paid or voluntary)?**



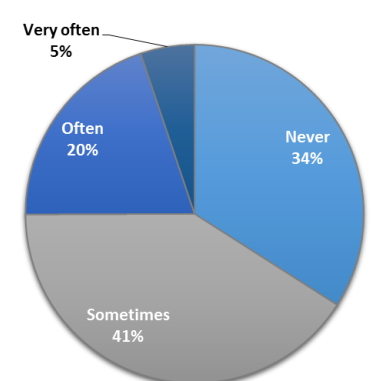
73% of students indicated they never tutored or taught other students.

**During the current AY, how often have you asked questions in class or contributed to class discussions?**



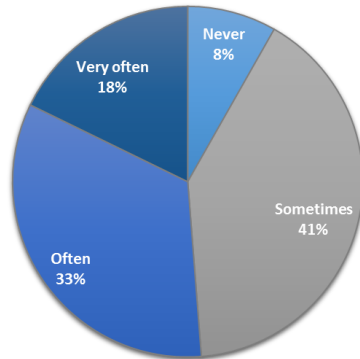
62% of students indicated they very often or often asked questions in class or contributed to class discussion.

**During the current AY, how often have you made a class presentation?**



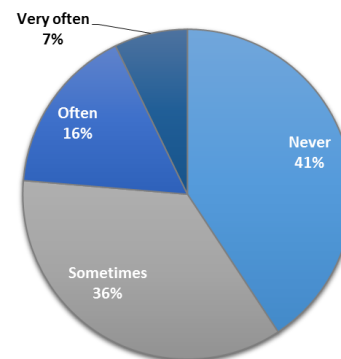
34% of students reported that they never made a class presentation during the current AY.

**During the current AY, how often have you worked with other students on projects during class?**



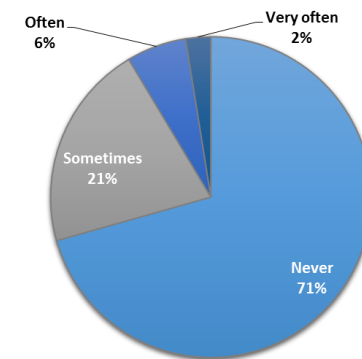
51% of students indicated they very often or often worked with other students on projects during class, while 8% have never worked with other students on projects in class during the current AY.

**During the current AY, how often have you worked with classmates outside of class to prepare class assignments?**



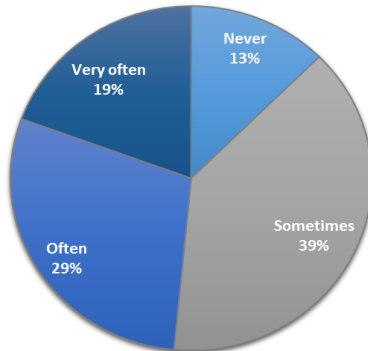
41% students indicated they never worked with classmates outside of class to prepare class assignments, while 23% students indicated they very often or often did.

**During the current AY, how often have you worked with instructors on activities other than coursework?**



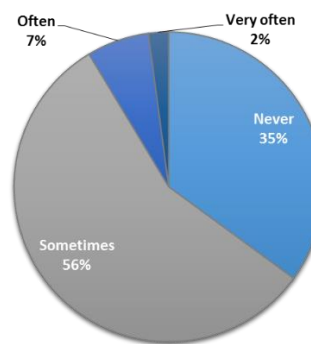
71% of students indicated they never worked with instructors on activities other than coursework, while 8% indicated they very often or often did.

**During the current AY, how often have you discussed ideas from your readings or classes with others outside of class?**



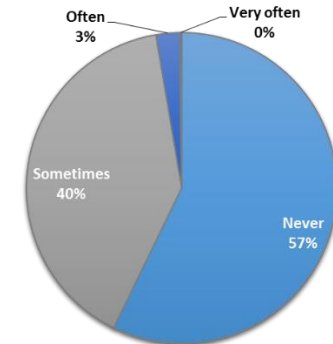
48% of students indicated they very often or often discussed ideas from readings or classes with others outside of class, while 13% indicated they never did.

**During the current AY, how often have you came to class without completing readings or assignments?**



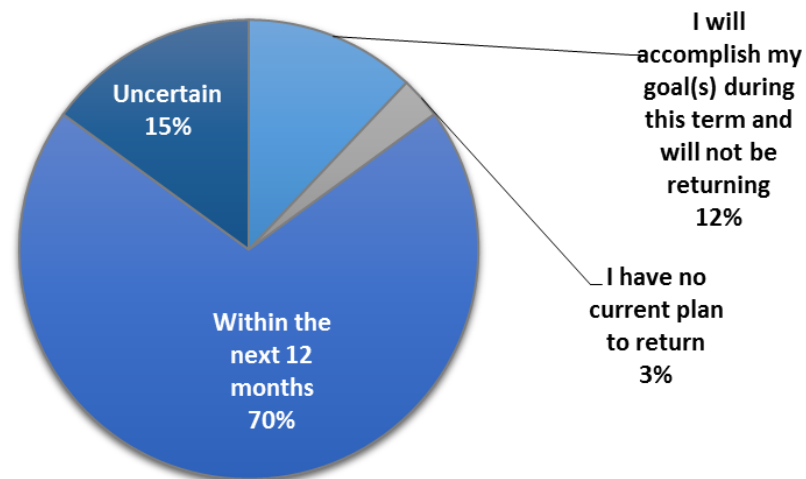
35% of students indicated they never come to class without completing readings or assignments, while 9% indicated that they very often or often did.

**During the current AY, how often have you skipped class?**



57% of students reported that they never skipped class, while 40% indicated they sometimes did. Only 1 student reported skipping class often.

## When do you plan to take classes at Yuba College again?



Most students (70%) will enroll in classes at Yuba College within the next 12 months.

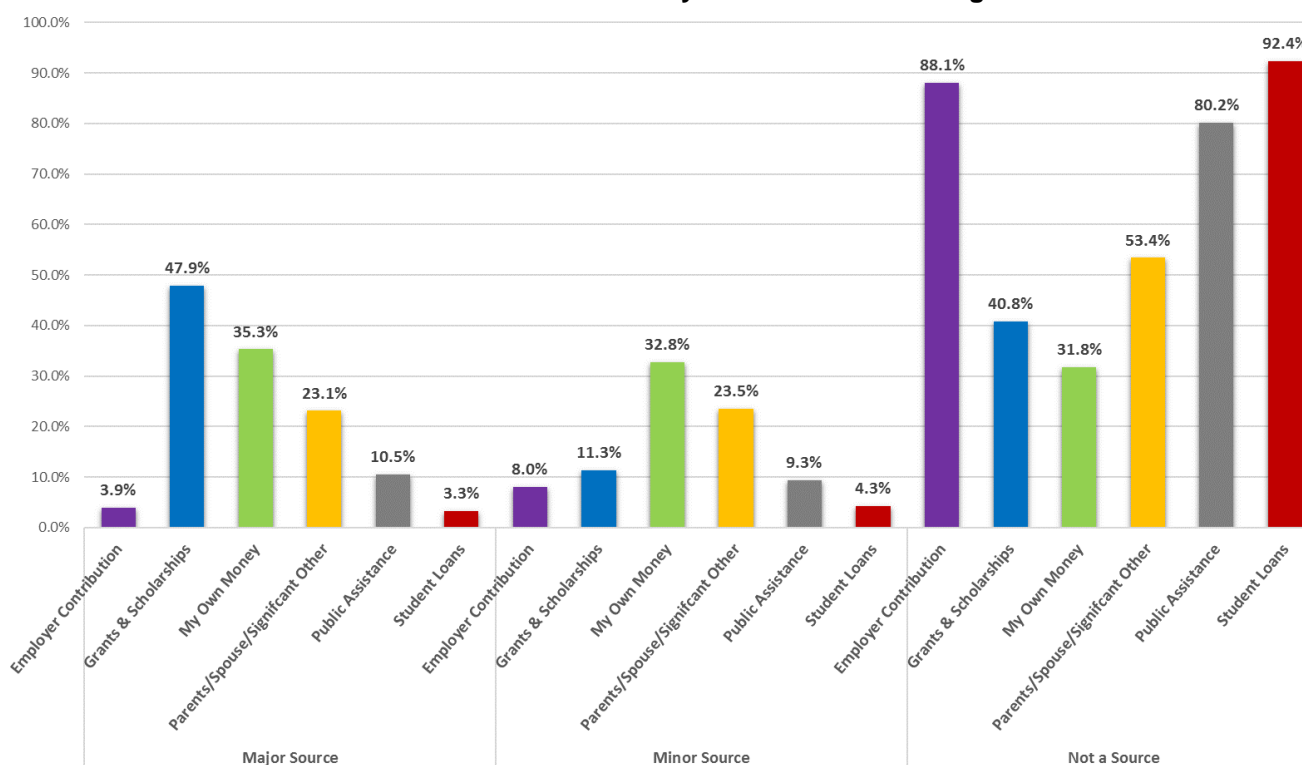


### Financial Health Summary Report

The CCSSE is a national 38 questions survey that helps institutions focus on good educational practices and identify areas in which they can improve. Yuba College is scheduled to administer the CCSSE every other spring beginning in 2016. The financial health questions summarized in this report were a special focus module added to the typical questions contained in the CCSSE survey instrument.

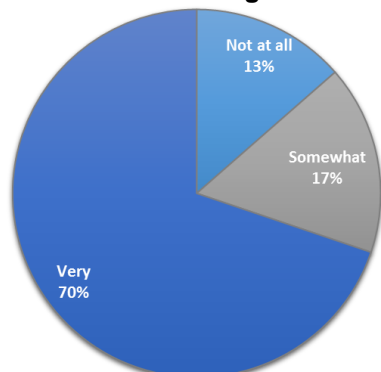
Five hundred and twenty nine students participated in the 2016 CCSSE. Eighty-three percent indicated that they started college at Yuba. Seventy-seven percent of students indicated that they would be enrolling in additional courses within 12 months, while 12% indicated that they would be accomplishing their goal(s) during the current term, 15% were uncertain if they would return, and 2.9% had no plan to return to Yuba College. The majority of students indicated that they had earned between 1-14 units (34.7%), 22% indicated that they had earned 15-29 units, 13.7% had earned 30-44 units, 11.7% had earned 45-60 units and 9.1% had earned over 60 units. Complete results can be found on the Yuba College Research & Planning website-*CCSSE 2016 All Student Frequency Results*.

**Sources Students Use to Pay Tuition at Yuba College:**



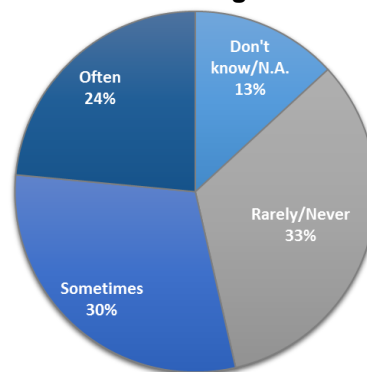
The majority of students reported that grants/scholarships (47.9%) and their own money (35.3%) are the major source used to pay tuition. The students own money (32.8%) and family members (23.5%) were identified as secondary sources. Student loans (92.4%), employer contributions (88.1%) and public assistance (80.2%) were not considered a source for paying tuition costs.

**How important is financial aid advising to you at Yuba College?**



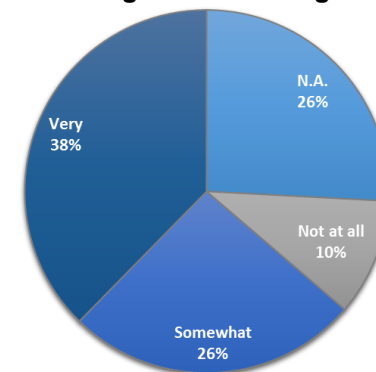
70% of students indicated financial aid advising is a very important service for Yuba College to provide.

**How often do you use financial aid advising at Yuba College?**



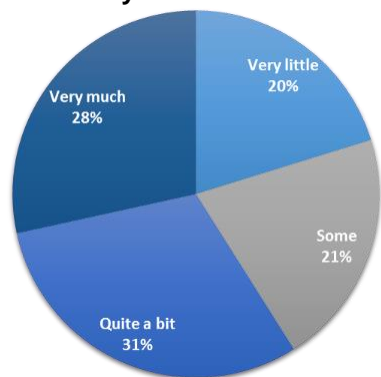
54% of students indicated they often or sometimes use financial aid advising, while 33% rarely/never use this service.

**How satisfied are you with financial aid advising at Yuba College?**



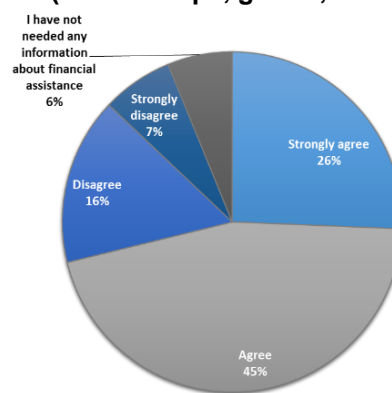
64% of students indicated they are very or somewhat satisfied with financial aid advising they received at Yuba College, while 10% were not at all satisfied.

**How much does Yuba College emphasize providing the financial support you need to afford your education?**



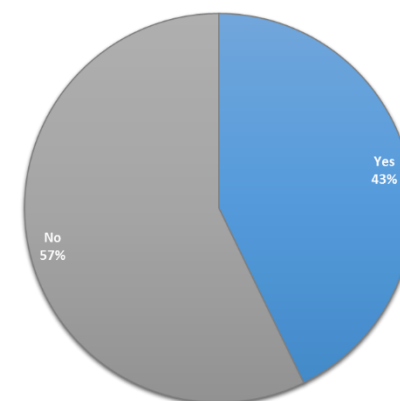
59% of students indicated Yuba College emphasizes providing the financial support they need to afford their education, while 41% students indicated that it is emphasized some or very little.

**Yuba College has provided me with adequate information about financial assistance (scholarships, grants, loans, etc).**



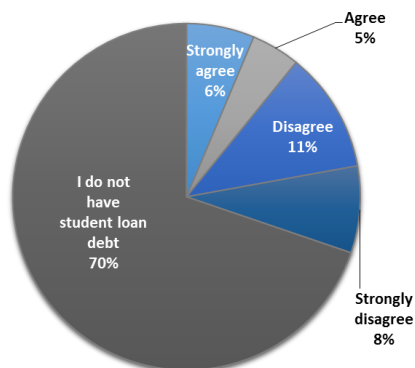
71% of students strongly agree or agree that Yuba College has provided them with adequate information about financial assistance, while 23% indicated they disagree or strongly disagree.

**I am receiving or have received a Pell Grant at Yuba College during the current AY.**



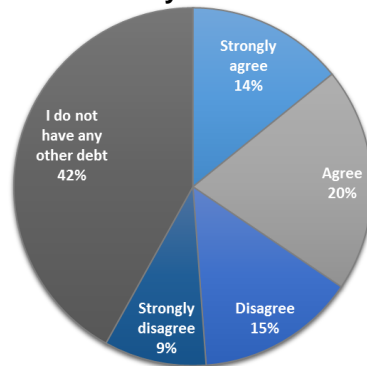
43% of students indicated that they received or are currently receiving a Pell Grant.

**I have too much student loan debt right now.**



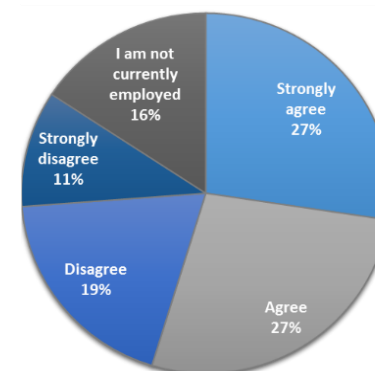
11% of students agree or strongly agree that they have too much student loan debt right now, while 70% indicated that they do not currently have student loan debt.

**I have too much other debt right now, such as credit card debt, car loan debt, or money owed to family or friends.**



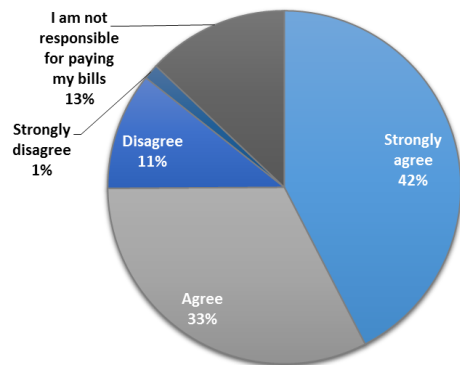
34% of students indicated they strongly agree or agree that they have too much other debt right now, while 42% indicated they do not have any other debt.

**I always find myself living paycheck-to-paycheck.**



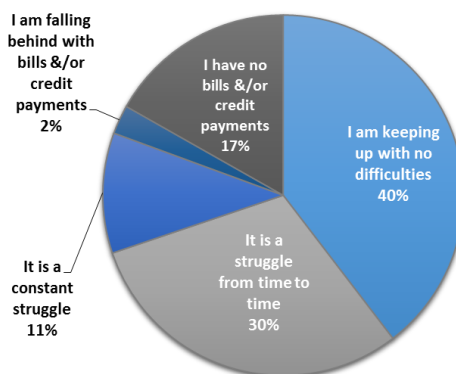
54% indicated they strongly agree or agree that they find themselves living paycheck-to-paycheck, while 30% reported that they strongly disagreed or disagreed with this statement.

**I always pay my bills on time.**



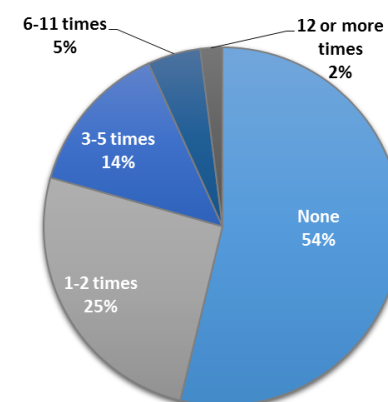
12% of students indicated that they do not always pay their bills on time.

**How well are you keeping up with your bills and/or credit payments at the moment?**



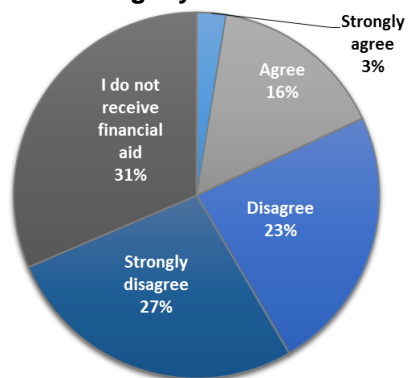
43% of students report that keeping up will bills and credit card payments is a struggle.

**In the past 12 months, how many times have you run out of money and had to rely on outside resources?**



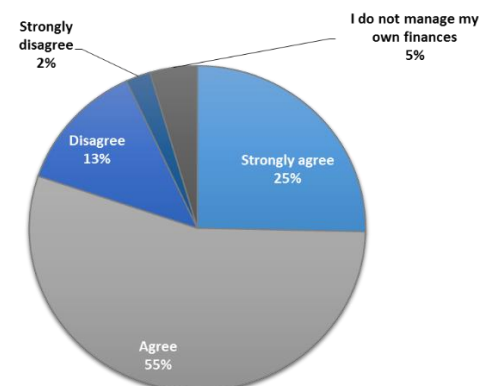
21% of students indicated that they have run out of money and had to rely on outside resources 3 or more times in the past 12 months.

**One reason I have stayed enrolled this academic term is to continue receiving my financial aid.**



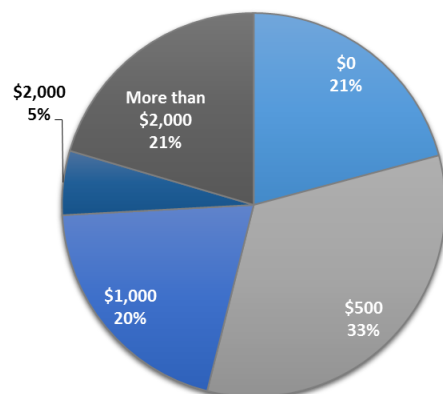
19% of students indicated they have stayed enrolled this academic term to continue receiving financial aid, while 50% disagree with this statement and 31% said they did not receive financial aid.

**I have the skills and knowledge to manage my finances well.**



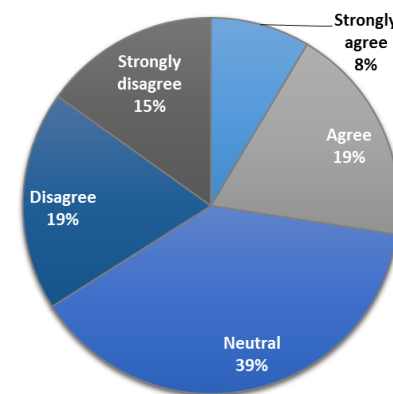
15% of students indicated they do not have the skills and knowledge to manage their finances well.

**I am confident that I could come up with the following amount (from cash, credit, family/friends, etc.) if an unexpected need arose within the next month:**



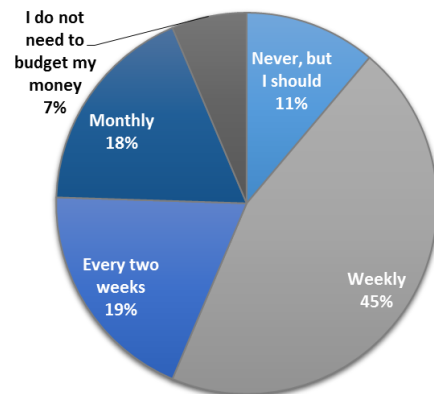
21% of students indicated that they would not be able to come up with any amount of money if an unexpected need arose.

**I am satisfied with my present financial situation.**



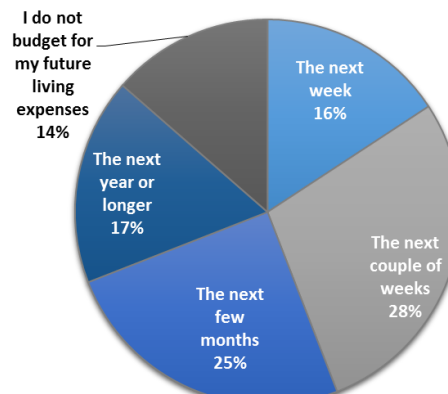
34% of students indicated that they are not satisfied with their present financial situation, while 39% are neutral.

Which option best describes how often you budget your money?



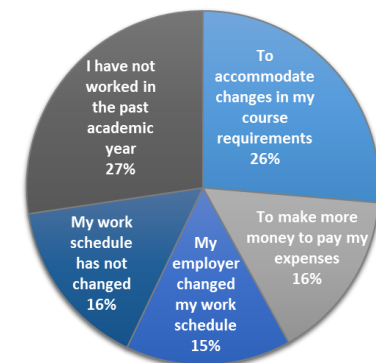
11% of students indicated that they never budget their money.

When you budget for your future living expenses, which of these time frames is most important to you?



14% of students indicated that they do not budget for future living expenses.

If your work hours have changed during the past academic year, what has been the main reason for the change?



16% students indicated they have had to change their work hours to make more money to pay expenses, while 26% have changed their work schedule to accommodate class schedules.