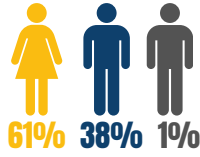


**8,738**

Unduplicated  
Headcount

**24.3**

Average  
Age



**99**

DREAMERS

**2,022**

High School  
Students

**98**

Veterans

**32**

Dependents

## EDUCATIONAL GOAL

**64%**

Degree/  
Transfer

**15%**

Career & Technical  
Education

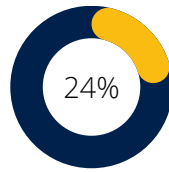
**13%**

Adult Education/  
ESL

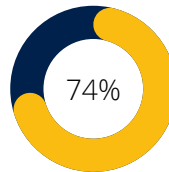
**9%**

Undecided/  
Unknown

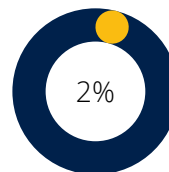
## ENROLLMENT



Full Time



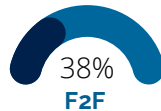
Part Time



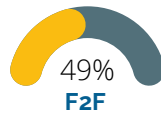
Non-Credit

## MODALITY

Enrollment



Sections



## FINANCIAL AID

Promise: \$8,032,525

Grants: \$9,693,609

Loans: \$289,838

Scholarship: \$96,423

Work Study: \$197,158

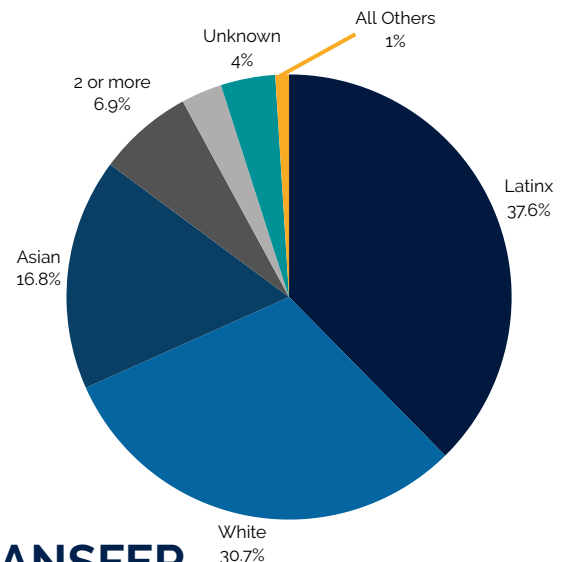
**Total Dispersed:  
\$18,309,553**

## ENROLLMENT STATUS



Continuing K12 New Returning Transfer

## ETHNICITY



## AWARDS

**802**

DEGREES (AA/AS/ADN)

**186**

ASSOCIATE DEGREE FOR TRANSFER

**139**

CERTIFICATE OF ACHIEVEMENT

**36**

LOCAL CERTIFICATE

**19**

ESL CERTIFICATE

**988**

TOTAL AWARDS

## TRANSFER

**448**

CSU

**153**

UC

**86**

IN-STATE  
PRIVATE

**41**

OUT OF  
STATE